



**Mid Valley**  
**STRUCTURES**  
SHEDS. GARAGES. BARN & MORE

WE'VE GOT YOU  
**COVERED**





# PURCHASE, FINANCE, OR RENT TO OWN?

## WHY RENT TO OWN

Our Rent to Own program provides the solution to have your storage in your backyard for a similar price (per square foot) as that of renting at an off site storage unit.

You can forget about using out-of-the-way, inconvenient storage units with a never ending monthly charge. You can own your own shed in 24, 36, 48 and even 60 month plans, and you will NEVER make another payment to an off site storage company. This is in your back yard.

### No Credit Check

You can have a convenient and appealing building, even with some credit issues.

### Instant Approval

Apply online! [Midvalleystructures.com](http://Midvalleystructures.com)

### Pay with credit cards...

...for the deposit, initial payment, and each one after! You can purchase without cash in hand

### Rent to own is a ONE MONTH agreement.

You are not bound to a long agreement and can terminate at any time without penalty and we will come pick up the building.

### Early Purchase Option Discount

Paying early could save you up to 45% off the balance!

*Offering the finest backyard and storage sheds & buildings in Michigan! 90 days - same as cash!*



### Online Ordering

Easy as 1-2-3, any day or time.


Visit [midvalleystructures.com](http://midvalleystructures.com) to start customizing your new building today!



Scan to be taken directly to our rent to own application!

### Finance Your Structure

If buying outright or renting-to-own don't sound right for you, we also offer standard financing options! Our simple and easy financing offers low payment options to make owning your dream shed more easier!



Scan to be taken directly to our financing site!





# BUILD THE STRUCTURE OF YOUR DREAMS

WITH OUR 3D ONLINE SHED BUILDER!



## 3D SHED BUILDER

Use our online 3D Shed Builder to design exactly the shed that you've been dreaming of!



## 3D CARPORT & METAL BUILDING DESIGNER

Our online 3D Carport and Metal Building Designer is the easiest way to design the metal structure that will fit your property best!



Scan to be taken  
directly to our  
portable building  
designer!



Scan to be taken  
directly to our steel  
building designer!



# PRO SERIES

## Specs

7/16" OSB Subsiding, Lifetime Vinyl Siding or Painted SmartSide®

## Walls

2x4 Construction

## Doors

Painted or Vinyl Double Doors

Doors available on gable ends in Pro Series models

## Floor

4x4 treated runners

2x4 treated floor joists on 16" centers

5/8" exterior sanded plywood

2"x4" floor joists, 12" centers is for 8' wide buildings only

1/2" exterior sanded plywood is for 8' wide buildings only

**Roof** Rafters 24" O.C., 7/16" OSB sheeting

IKO 25 year Asphalt 3 Tab shingles

Ridge vent in vinyl sided sheds

## Featuring:

- Barn & Cottage Style
- Vinyl Siding or Painted, Shingle & Metal Roof
- Double Swinging Doors
- Optional Ramp & Loft available

Size (Ft.)	Pro Series Painted 8'	Pro Series Vinyl 8'	Pro Series Vinyl 9'	Pro Series Painted 10'	Pro Series Cottage Painted
8x8	\$2,652	\$2,728	\$3,366	Includes 4' Loft	
8x10	\$2,892	\$2,979	\$3,524		
8x12	\$3,192	\$3,292	\$3,679		
8x14	\$3,370	\$3,478	\$3,871		
8x16	\$3,489	\$3,601	\$4,036		
10x10	\$3,370	\$3,478	\$3,823	\$3,942	\$4,060
10x12	\$3,477	\$3,590	\$3,966	\$4,150	\$4,344
10x14	\$3,718	\$3,838	\$4,263	\$4,493	\$4,726
10x16	\$3,847	\$3,974	\$4,420	\$4,756	\$5,089
12x12	\$3,901	\$4,030	\$4,175	\$4,414	\$4,692
12x14	\$4,218	\$4,359	\$4,525	\$4,756	\$5,020
12x16	\$4,538	\$4,692	\$4,875	\$5,104	\$5,368



## Pro Series Sheds feature SmartSide® Panel Siding

- Desirable upgrade from T1-11
- Treated engineered wood technology for long-lasting performance in tough climates
- SmartGuard® treatment for protection against fungal decay and termites
- Resistance to warping, splitting and cupping
- Free of knots, patches, and face voids
- Offers superior impact resistance



Pro 8' Vinyl



Pro 10' Painted



Pro Cottage Painted





# HIGH BARN

Size (Ft.)	Vinyl	Painted	Steel Roof & Siding
8x8	\$4,263	\$3,804	\$4,267
8x10	\$4,502	\$4,047	\$5,028
8x12	\$4,766	\$4,312	\$5,197
8x14	\$4,994	\$4,542	\$5,470
8x16	\$5,240	\$4,793	\$5,691
10x10	\$4,875	\$4,373	\$5,242
10x12	\$5,101	\$4,600	\$5,665
10x14	\$5,434	\$4,921	\$6,152
10x16	\$5,692	\$5,191	\$6,640
10x18	\$5,986	\$5,496	\$6,932
10x20	\$6,279	\$5,791	\$7,257
12x12	\$5,379	\$4,830	\$5,860
12x14	\$5,767	\$5,254	\$6,471
12x16	\$6,205	\$5,681	\$7,160
12x18	\$6,605	\$6,078	\$7,517
12x20	\$6,992	\$6,458	\$8,232
12x24	\$7,764	\$7,220	\$9,077
12x28	\$8,419	\$7,862	\$10,052
12x32	\$9,402	\$8,785	\$11,125
12x36	\$10,344	\$9,715	\$12,067
14x20	\$7,878	\$7,042	\$9,142
14x24	\$8,940	\$8,113	\$10,345
14x28	\$9,839	\$8,903	\$11,580
14x32	\$10,773	\$9,791	\$12,945
14x36	\$11,745	\$10,716	\$14,115
14x40	\$12,707	\$11,702	\$15,122
16x24	\$10,146	\$9,628	\$12,295
16x28	\$11,382	\$10,634	\$13,822
16x32	\$12,340	\$11,594	\$14,992
16x36	\$13,679	\$12,852	\$16,325
16x40	\$15,192	\$14,052	\$18,177
16x44	\$16,314	\$15,068	\$19,672
16x48	\$17,702	\$16,390	\$21,167

### Standard Features

- Painted, Vinyl or Steel Siding
- Double Doors Standard on Steel/Painted Shed
- Roll-up Doors Standard on Vinyl Shed 5/8" Plywood Floor
- 12" O.C. Treated Floor Joists
- 16" O.C. Wall Studs
- 6' Sidewall height



# DUTCH BARN

Size (Ft.)	Vinyl	Painted	Steel Roof & Siding
8x8	\$4,387	\$3,978	\$4,229
8x10	\$4,615	\$4,196	\$5,022
8x12	\$4,915	\$4,510	\$5,194
8x14	\$5,182	\$4,780	\$5,428
8x16	\$5,441	\$5,044	\$5,682
10x10	\$5,003	\$4,554	\$5,197
10x12	\$5,267	\$4,819	\$5,627
10x14	\$5,633	\$5,188	\$6,098
10x16	\$5,927	\$5,496	\$6,610
10x18	\$6,273	\$5,845	\$6,893
10x20	\$6,612	\$6,183	\$7,186
12x12	\$5,511	\$4,956	\$5,840
12x14	\$5,980	\$5,414	\$6,437
12x16	\$6,453	\$5,876	\$7,101
12x18	\$6,884	\$6,323	\$7,420
12x20	\$7,565	\$6,970	\$8,192
12x24	\$8,412	\$7,810	\$9,049
12x28	\$9,217	\$8,593	\$9,999
12x32	\$9,918	\$9,252	\$11,056
12x36	\$10,620	\$9,958	\$11,866
14x20	\$8,190	\$7,458	\$9,058
14x24	\$9,331	\$8,541	\$10,270
14x28	\$10,301	\$9,464	\$11,456
14x32	\$11,331	\$10,442	\$12,802
14x36	\$12,394	\$11,452	\$14,031
14x40	\$13,421	\$12,427	\$14,967
16x24	\$10,901	\$10,370	\$12,159
16x28	\$12,139	\$11,376	\$13,686
16x32	\$13,096	\$12,312	\$14,849
16x36	\$13,380	\$13,607	\$16,254
16x40	\$15,949	\$14,771	\$18,067
16x44	\$17,069	\$15,850	\$19,530
16x48	\$18,461	\$17,168	\$21,109

Maximum storage with a timeless look! The Dutch Barn offers an attractive sloping roof while still maximizing the storage space. Use the Dutch Barn for more than just storage - choose upgrades and options to make it your own unique space that will complement your property!

### Standard Features

- Painted, Vinyl or Steel Siding
- Double Doors Std
- 2 - 21x27 windows
- 12" O.C. Treated floor joists
- 16" O.C. wall studs
- 5/8" plywood floor
- 6'6" sidewall height

**Ask us about making your building DELUXE!**

### The Deluxe Package Includes:

- Architectural Shingles
- Two Round-top Vents
- Deluxe Roof Line Trim
- Deluxe Door and Window Trim
- Three Color Combinations
- Duratemp Doors w/ Transom Windows





# CARRIAGE HOUSE



# CAPE COD

A shed that mixes some fun with purpose. Mix a little "New England" feel into your property with a Cape Cod. Like most of our structures, this multi purpose structure is easily used for whatever you want.

Size (Ft.)	Vinyl	Painted	Vinyl Deluxe	Painted Deluxe	Steel Roof & Siding
6x8	\$4,044	\$3,852	\$4,408	\$4,197	N/A
8x8	\$4,469	\$4,010	\$4,876	\$4,371	\$4,097
8x10	\$4,662	\$4,298	\$5,088	\$4,688	\$4,918
8x12	\$4,894	\$4,565	\$5,343	\$4,982	\$5,127
8x14	\$5,192	\$4,868	\$5,671	\$5,315	\$5,341
8x16	\$5,498	\$5,177	\$6,008	\$5,655	\$5,569
10x10	\$4,735	\$4,291	\$5,169	\$4,680	\$4,771
10x12	\$5,087	\$4,655	\$5,556	\$5,081	\$5,127
10x14	\$5,497	\$5,057	\$6,007	\$5,523	\$5,515
10x16	\$5,885	\$5,548	\$6,434	\$6,063	\$5,940
10x18	\$6,259	\$5,969	\$6,845	\$6,526	\$6,403
10x20	\$6,449	\$6,255	\$7,054	\$6,841	\$6,907
12x12	\$5,515	\$5,105	\$6,027	\$5,576	\$5,770
12x14	\$6,013	\$5,510	\$6,574	\$6,021	\$6,315
12x16	\$6,323	\$5,937	\$6,915	\$6,491	\$6,922
12x18	\$6,817	\$6,371	\$7,459	\$6,968	\$7,596
12x20	\$7,149	\$6,832	\$7,824	\$7,475	\$8,342
12x24	\$8,304	\$7,716	\$9,094	\$8,448	\$9,189
12x28	\$9,133	\$8,593	\$10,006	\$9,412	\$10,656
12x32	\$10,040	\$9,480	\$11,004	\$10,388	\$12,121
12x36	\$11,066	\$10,396	\$12,133	\$11,396	\$13,586

### Standard Features

- 7' front wall, 6' back wall
- two 21" x 27" windows w/ screens & shutters
- (NOTE: 8' x 6' - 8' x 10' shed sizes only have one window)
- Double doors
- 5/8" Plywood Floor
- 12" O.C. Trtd Flr. Joists
- 16" O.C. Wall Studs
- Shingled Roof

Authentic design, modern components - the perfect addition to your property! The classic Carriage House has almost endless possibilities for both customization and functionality. It can make a great playhouse, she-shed, man cave, or even office.

Size (Ft.)	Vinyl	Painted	Vinyl Deluxe	Painted Deluxe	Steel Roof & Siding
8x8	\$4,624	\$4,267	\$5,046	\$4,029	\$3,884
8x10	\$4,816	\$4,442	\$5,258	\$4,202	\$4,456
8x12	\$5,020	\$4,572	\$5,482	\$4,330	\$4,593
8x14	\$5,383	\$4,867	\$5,881	\$4,622	\$4,801
8x16	\$5,611	\$5,071	\$6,132	\$4,823	\$5,288
10x10	\$4,994	\$4,522	\$5,453	\$4,281	\$4,612
10x12	\$5,336	\$4,861	\$5,830	\$4,616	\$5,080
10x14	\$5,747	\$5,265	\$6,282	\$5,014	\$5,392
10x16	\$6,252	\$5,748	\$6,837	\$5,493	\$5,964
10x18	\$6,763	\$6,234	\$7,399	\$5,973	\$6,380
10x20	\$7,204	\$6,677	\$7,884	\$6,411	\$7,160
12x12	\$5,862	\$5,380	\$6,408	\$5,130	\$5,600
12x14	\$6,224	\$5,770	\$6,806	\$5,514	\$5,964
12x16	\$6,698	\$6,189	\$7,328	\$5,929	\$6,432
12x18	\$7,160	\$6,631	\$7,836	\$6,364	\$6,848
12x20	\$7,610	\$7,059	\$8,331	\$6,788	\$7,420
12x24	\$8,566	\$7,920	\$9,383	\$7,639	\$8,460
12x28	\$9,421	\$8,772	\$10,323	\$8,482	\$9,292
12x32	\$10,438	\$9,634	\$11,442	\$9,333	\$10,384
12x36	\$11,372	\$10,529	\$12,469	\$10,217	\$11,372

### Standard Features

- One Double Door
- 7/12 Pitch Roof
- Two 21" x 27" single hung windows with screens & shutters
- 5/8" Plywood Floor
- 12" O.C. Treated Floor Joists
- 16" O.C. Wall Studs
- Shingled Roof
- 7' Sidewall





# CHALET

Size	Vinyl	Painted	Vinyl Deluxe	Painted Deluxe
8x12	\$5,172	\$4,680	\$5,649	\$5,108
8x14	\$5,453	\$4,971	\$5,958	\$5,428
8x16	\$5,752	\$5,232	\$6,287	\$5,715
10x10	\$5,387	\$5,037	\$5,886	\$5,501
10x12	\$5,950	\$5,232	\$6,505	\$5,715
10x14	\$6,371	\$5,594	\$6,968	\$6,113
10x16	\$6,605	\$5,933	\$7,226	\$6,486
10x18	\$7,027	\$6,297	\$7,690	\$6,887
10x20	\$7,275	\$6,698	\$7,963	\$7,328
12x12	\$6,754	\$5,675	\$7,389	\$6,203
12x14	\$7,364	\$6,101	\$8,060	\$6,671
12x16	\$7,610	\$6,527	\$8,331	\$7,140
12x18	\$7,992	\$6,955	\$8,751	\$7,611
12x20	\$8,735	\$7,370	\$9,569	\$8,067
12x24	\$9,455	\$8,203	\$10,361	\$8,983
12x28	\$10,224	\$9,031	\$11,206	\$9,894
12x32	\$11,521	\$9,945	\$12,633	\$10,900
12x36	\$12,716	\$10,728	\$13,948	\$11,761

The Chalet offers a stylish dormer and steep roof pitch! From gardening to storing your off-road vehicle or even a charming child's playhouse, the Chalet will never look out of style.

### Chalet Standard Features:

- 6"4" sidewalls
- One 32" entrance door
- Two 24"x36" windows with screens & shutters
- Double doors
- front dormer
- 5/8" Plywood floor
- 12" O.C. treated floor joists
- 16" O.C. wall studs
- shingled roof

### Cottage Standard Features:

- 7"4" sidewalls
- Double doors
- 5/8" Plywood floor
- 12" O.C. treated floor joists
- 16" O.C. wall studs
- shingled roof



# COTTAGE

Size (Ft.)	Vinyl	Painted	Vinyl Deluxe	Painted Deluxe	Steel Roof & Siding
8x8	\$4,371	\$3,911	\$4,768	\$4,262	\$3,295
8x10	\$4,537	\$4,079	\$4,951	\$4,447	\$4,518
8x12	\$4,662	\$4,204	\$5,088	\$4,584	\$4,724
8x14	\$4,944	\$4,492	\$5,398	\$4,901	\$4,938
8x16	\$5,140	\$4,689	\$5,614	\$5,118	\$5,166
10x10	\$4,611	\$4,156	\$5,032	\$4,532	\$4,369
10x12	\$4,938	\$4,486	\$5,392	\$4,895	\$4,729
10x14	\$5,324	\$4,876	\$5,816	\$5,324	\$5,113
10x16	\$5,790	\$5,347	\$6,329	\$5,842	\$5,538
10x18	\$6,259	\$5,822	\$6,845	\$6,364	\$6,000
10x20	\$6,718	\$6,284	\$7,350	\$6,872	\$6,505
12x12	\$5,520	\$4,959	\$6,032	\$5,415	\$5,367
12x14	\$6,160	\$5,338	\$6,736	\$5,832	\$5,913
12x16	\$6,599	\$5,741	\$7,219	\$6,275	\$6,519
12x18	\$7,125	\$6,173	\$7,798	\$6,750	\$7,194
12x20	\$7,641	\$6,586	\$8,365	\$7,205	\$7,940
12x24	\$8,725	\$7,422	\$9,558	\$8,124	\$8,788
12x28	\$9,795	\$8,250	\$10,735	\$9,035	\$9,690
12x32	\$10,869	\$9,090	\$11,916	\$9,959	\$10,713
12x36	\$11,585	\$9,958	\$12,704	\$10,914	\$11,848
14x20	\$8,323	\$7,228	\$9,115	\$7,911	\$8,906
14x24	\$9,451	\$7,755	\$10,356	\$8,491	\$10,097
14x28	\$10,724	\$9,167	\$11,756	\$10,044	\$11,454
14x32	\$11,894	\$10,132	\$13,043	\$11,105	\$13,001
14x36	\$13,060	\$10,838	\$14,326	\$11,882	\$14,346
14x40	\$14,337	\$12,075	\$15,731	\$13,243	\$15,834
16x24	\$10,700	\$10,022	\$11,730	\$10,984	\$11,632
16x28	\$11,763	\$11,016	\$12,899	\$12,078	\$13,091
16x32	\$12,707	\$12,013	\$13,938	\$13,174	\$14,164
16x36	\$14,055	\$13,148	\$15,421	\$14,423	\$15,472
16x40	\$15,306	\$14,326	\$16,797	\$15,719	\$16,950
16x44	\$16,565	\$15,405	\$18,182	\$16,906	\$18,259
16x48	\$17,930	\$16,724	\$19,683	\$18,356	\$19,908





## HIP BARN

Size (Ft.)	Vinyl	Painted
8x8	\$4,760	\$4,493
8x10	\$5,016	\$4,732
8x12	\$5,301	\$4,999
8x14	\$5,590	\$5,269
8x16	\$5,899	\$5,556
10x10	\$5,524	\$5,206
10x12	\$5,780	\$5,448
10x14	\$6,247	\$5,885
10x16	\$6,562	\$6,175
10x18	\$6,872	\$6,467
10x20	\$7,239	\$6,809
12x12	\$6,009	\$5,661
12x14	\$6,675	\$6,282
12x16	\$7,203	\$6,777
12x18	\$7,861	\$7,391
12x20	\$8,433	\$7,926
12x24	\$9,496	\$8,920
12x28	\$10,499	\$9,858
12x32	\$11,833	\$11,103
12x36	\$13,063	\$12,253
14x20	\$9,295	\$8,732
14x24	\$10,532	\$9,889
14x28	\$11,537	\$10,827
14x32	\$12,616	\$11,834
14x36	\$13,827	\$12,967
14x40	\$15,149	\$14,202

### Standard Features

- Two small windows with screens and shutters
- Double swinging door
- 7'4" sidewalls



## GARDEN STUDIO

Size (Ft.)	Retail
10x10	\$8,849
10x12	\$9,237
10x14	\$9,718
10x16	\$10,152
10x18	\$10,842
10x20	\$11,322
12x12	\$10,101
12x14	\$11,439
12x16	\$11,880
12x18	\$12,926
12x20	\$13,863
12x24	\$15,583
12x28	\$17,428
12x32	\$19,211
12x36	\$21,305

### Standard Features

7/12 pitch roof with 84" side walls

#### Vinyl:

Choice of vertical board & batten VINYL siding with 6" wide Miratec baseboard and topboard

OR

#### Painted:

Duratemp painted siding with 6" wide Miratec baseboard and topboard

10" wide open overhang with round cut rafters, steel roof, and vented ridge

3-24"x36" windows with painted trim  
NOTE: Sheds 20' and longer include 4 windows

Double doors of choice - [1] painted with 3rd color and 2 transom windows in top section

[2] fiberglass 6 panel slabs

[3] steel full view pre-hung

note: door can be located in sides or gable end

2x4 rafters and sidewall studs 16" O.C.

1/2" 4 ply plywood sheeting



**Mid Valley**  
STRUCTURES  
SHEDS. GARAGES. BARN & MORE





# GARAGE

Size (Ft.)	Vinyl	Painted	Vinyl Deluxe	Painted Deluxe	Steel Roof & Siding
12x16	\$6,945	\$6,524	\$7,600	\$7,136	\$7,492
12x18	\$7,512	\$6,992	\$8,223	\$7,651	\$7,810
12x20	\$8,067	\$7,444	\$8,834	\$8,148	\$8,582
12x24	\$9,224	\$8,353	\$10,106	\$9,148	\$9,438
12x28	\$10,367	\$9,255	\$11,364	\$10,141	\$10,288
12x32	\$11,517	\$10,169	\$12,629	\$11,146	\$11,476
12x36	\$12,309	\$11,111	\$13,500	\$12,182	\$12,308
14x20	\$8,843	\$8,177	\$9,687	\$8,955	\$9,138
14x24	\$10,063	\$8,792	\$11,029	\$9,631	\$10,725
14x28	\$11,425	\$10,285	\$12,528	\$11,274	\$11,912
14x32	\$12,685	\$11,341	\$13,914	\$12,435	\$13,088
14x36	\$13,939	\$12,189	\$15,293	\$13,368	\$14,278
14x40	\$15,279	\$13,452	\$16,767	\$14,757	\$15,578
16x24	\$11,408	\$10,695	\$12,509	\$11,725	\$12,419
16x28	\$12,492	\$11,710	\$13,701	\$12,841	\$14,076
16x32	\$13,629	\$12,888	\$14,952	\$14,137	\$15,370
16x36	\$14,940	\$14,087	\$16,394	\$15,456	\$16,839
16x40	\$16,455	\$15,513	\$18,061	\$17,024	\$18,587
16x44	\$17,828	\$16,691	\$19,571	\$18,320	\$20,115
16x48	\$19,468	\$18,283	\$21,375	\$20,071	\$21,694

## Standard Features

- 7'4" Sidewall
- One 8' x 7' roll-up door
- Treated 3/4" plywood flooring
- Floor joist 12" O.C.



# COTTAGE WORKSHOP

The Cottage Workshop is a versatile shed that can be customized to meet your exact needs - use it for storage, a workshop, or even an office. Always built with the highest quality materials and components.

Size (Ft.)	Vinyl	Painted	Vinyl Deluxe	Painted Deluxe	Steel Roof & Siding
8x8	\$3,859	\$3,316	\$4,205	\$3,608	\$3,889
8x10	\$4,054	\$3,727	\$4,419	\$4,060	\$4,710
8x12	\$4,214	\$4,017	\$4,595	\$4,379	\$4,919
8x14	\$4,422	\$4,241	\$4,824	\$4,625	\$5,133
8x16	\$4,586	\$4,440	\$5,005	\$4,844	\$5,361
10x10	\$4,252	\$4,066	\$4,637	\$4,433	\$4,563
10x12	\$4,692	\$4,440	\$5,121	\$4,844	\$4,919
10x14	\$4,941	\$4,755	\$5,395	\$5,191	\$5,307
10x16	\$5,164	\$5,007	\$5,640	\$5,468	\$5,732
10x18	\$5,634	\$5,282	\$6,157	\$5,770	\$6,195
10x20	\$6,102	\$5,693	\$6,672	\$6,222	\$6,699
12x12	\$4,925	\$4,643	\$5,378	\$5,067	\$5,562
12x14	\$5,547	\$5,247	\$6,062	\$5,732	\$6,107
12x16	\$5,990	\$5,692	\$6,549	\$6,221	\$6,714
12x18	\$6,509	\$6,201	\$7,120	\$6,781	\$7,388
12x20	\$7,027	\$6,689	\$7,690	\$7,318	\$8,134
12x24	\$8,086	\$7,617	\$8,855	\$8,339	\$8,981

## Standard Features

- 6'6" Sidewall
- Double Doors
- Two 21" x 27" windows with screens & shutters
- 5/8" Plywood Floor
- 12" O.C. Treated Floor
- 16" O.C. Wall Studs
- Shingled Roof

## Ask us about making your building DELUXE!

### The Deluxe Package Includes:

- Architectural Shingles
- Two Round-top Vents
- Deluxe Roof Line Trim
- Deluxe Door and Window Trim
- Three Color Combinations
- Duratemp Doors w/ Transom Windows



# CABIN SERIES

## WOOD BUILDINGS

### Standard Features

- Premium Knotty Pine Tongue & Groove Siding
- Two Coats of Stain
- Metal Roof
- Shingled Roof Available
- 4x4 Pressure Treated Skids
- Pressure Treated Floor Joists
- 3/4" Tongue & Groove Treated Plywood Floors
- 29 Gauge 40 Year Warranty on Metal Roof
- Wood entry door
- 2- 21x27 windows
- 3/4" Std Plywood on insulated floors



Size (Ft.)	Price
8x10	\$4,603
8x12	\$5,096
8x14	\$5,589
8x16	\$6,082
10x10	\$5,204
10x12	\$5,728
10x14	\$6,267
10x16	\$6,798
10x18	\$7,322
10x20	\$7,845
10x22	\$8,384
12x12	\$6,405
12x14	\$6,960
12x16	\$7,560
12x18	\$8,115
12x20	\$8,715
12x22	\$9,277
12x24	\$9,863
12x26	\$10,402
12x28	\$11,002
12x30	\$11,564
12x32	\$12,134



Size (Ft.)	Price
12x34	\$12,704
12x36	\$13,289
12x38	\$13,851
14x16	\$8,700
14x18	\$9,362
14x20	\$10,040
14x22	\$10,640
14x24	\$11,634
14x26	\$12,003
14x28	\$12,681
14x30	\$13,328
14x32	\$14,005
14x34	\$14,660
14x36	\$15,322
14x38	\$15,984
14x40	\$16,646
14x42	\$17,316
14x44	\$17,971
14x46	\$18,633
14x48	\$19,295



The Mid Valley Cabin Series features a line of wood cabin style structures that can be customized to be used any way you wish. The rustic styling puts our Cabin Series in a class of its own. These quality buildings are delivered fully built. Browse a few of the styles we offer here, more options and styles are available on our website.

*16' Wide Cabins Available, Call For Pricing!*





# HORSE STRUCTURES

## Horse Structure Options

4' High center wall .....	\$228
4' or 6' Tack Room one door .....	\$1008
8' Tack Room double door .....	\$1638
Wrapped front .....	add 16%
1 10' Gate .....	\$228
6' sliders trolley & door .....	\$423
8' sliders trolley & door .....	\$520
10' sliders trolley & door .....	\$618
Dutch doors .....	\$390
Boxstall Bars per linear ft .....	\$31
Skylight per linear ft .....	\$5.20
Windows 24x36 .....	\$130
Windows 21x27 .....	\$99

Size (ft.)	Retail
8x8	\$1,992
8x10	\$2,345
8x12	\$2,819
8x14	\$3,229
8x16	\$3,435
10x10	\$2,843
10x12	\$3,322
10x14	\$3,715
10x16	\$4,043
10x18	\$4,113
10x20	\$4,572
10x24	\$5,239
12x12	\$3,303
12x16	\$4,425
12x20	\$5,393
12x24	\$6,310
12x28	\$6,558
12x30	\$7,547

Size (Ft.)	Retail
12x32	\$8,026
12x36	\$8,977
14x20	\$5,959
14x24	\$6,637
14x28	\$7,371
14x30	\$8,209
14x32	\$9,146
14x36	\$10,194
14x40	\$11,371
16x24	\$6,827
16x28	\$7,826
16x30	\$8,886
16x32	\$9,947
16x36	\$11,317
16x40	\$12,511

\*Retail pricing is for std open run in



**Mid Valley**  
STRUCTURES  
SHEDS. GARAGES. BARN & MORE



# STEEL BUILDINGS

Many sizes and styles available!



Commercial Buildings



Agricultural Buildings



Sheds & Utility Buildings



Carports

Our Steel Buildings  
can be customized for  
almost any use!  
SCAN ME:



Garages



RV Covers

## Available Steel Building Models:

- Regular Roof Steel Buildings
- A-Frame Steel Buildings
- Vertical Roof Buildings
- Special Purpose Buildings

Ask us about our Custom Steel Buildings and check out our online 3D Carport and Metal Building Designer!



**Mid Valley**  
STRUCTURES  
SHEDS. GARAGES. BARNs & MORE

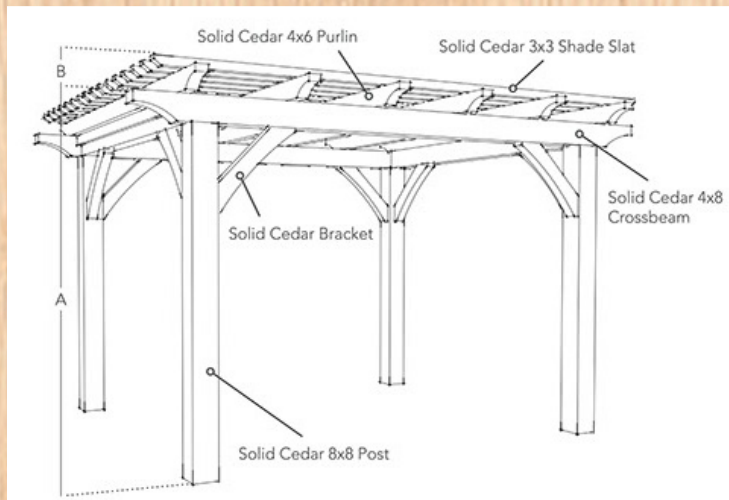


# OUTDOOR LIVING

## PERGOLAS

Available in Wood or Vinyl

The perfect addition to your property! A pergola is a romantic retreat in your own backyard. These structures go well pool side or with a patio or deck. Make it yours with all the custom options available, from color choices, post options, or electrical package.



## PAVILIONS

**Timber Ridge:** The Timber Ridge Pavilion is a beautifully constructed pavilion. Constructed of beautiful large timbers that are cut and shaped to the perfect size. These timbers are often paired with a durable, and nicely contrasting, metal roof. This structure is built of our finest materials and is meant to last for years to come.

**Dublin:** The Dublin Pavilions are a prime example of creating a luxuries outdoor space for you to relax in your backyard. The perfect addition to any outdoor space for time alone, or time with friends and family. Protect yourself from the elements while still enjoying the outdoors.

**Bradford:** The Bradford Pavilions epitomize what backyard living is at it's finest. Create a relaxing outdoor space for you to relax and restore your mind, right in your backyard. These pavilions are perfect for some time alone to rest and get away from it all, or as an outdoor space for the whole family to enjoy. Built with rough sawn solid timbers to give you years of service.





# BUILTONSITE



**Mid Valley**  
STRUCTURES  
SHEDS. GARAGES. BARNs & MORE



**Gable:** The Gable has an appealing design that fits in well with any backyard layout. This well loved barn is great for storage, gardening, or workshop needs.

**Gable Garage:** From basic to breathtaking, we can build your fully customizable dream garage. A full 8' wall height provides plenty of space, for cars, trucks, boats or simply tons of gear.



**Estate:** The steeper roof pitch offers an elegant presence in your back yard! Standard features include craftsman style brackets, attractive frieze board an additional man door. Use it for a gardening shed, craft area, or workshop - the possibilities are endless!



**Sugarcreek:** This quaint design is the perfect home for gardening supplies and virtually any hobby or storage need. This model includes both a 32" overhang and eye pleasing curved brackets for exceptional style

**Studio:** The Studio is a beautifully crafted structure that is perfect for a working studio/office or a modern take on a gardening shed. The striking design is also ideal as a pool house; adding something extra to any outdoor space. With clean lines and a modern roof, our Studio is the perfect space for your lifestyle needs.



**Highland:** With its porch and higher roof pitch, the Highland is a roomy choice for weekend getaways. Rustic pine timber frame styling puts this structure in a class by itself. An additional man door provides extra convenience.

**Woodshed:** Built for storing just about anything you can imagine, the Woodshed design offers plenty of space and easy access with its additional man door. A full-length 4' porch with solid wood posts adds a pleasing touch.



**Craftsman:** Offering lots of storage room and natural light, the Craftsman makes a great workshop or gardener's haven. The higher roof pitch and craftsman style brackets add elegance; the additional man door provides convenience. But it's the craftsman style dormer with transom that really raises this model above the ordinary.



**Dutch Barn:** Great as a workshop or storage structure for larger items due to its high sidewalls, our versatile Dutch Barn with a steel entry door offers a safe, comfortable environment. It features an eye-catching gambrel style roof, with lofts and lean-tos available to add style and functionality.



**Timber Lodge:** The stunning Timber Lodge features a 12 pitch roof, porch area with timber frame, a steel entry door, and (perhaps best of all) it can be customized with a variety of floor plans. Loaded with everything you need to relax in comfort and style, our Timber Lodge design is the perfect home away from home.

**Willow Creek Garage & Cedar Brooke Home:** The striking design of the Cedar Brooke with its higher pitch roof makes a powerful statement, especially when topped with a classy cupola. Add even more elegance with optional lean-tos and overhangs. Inside, there's loads of room to use for storage or living space. A steel door provides durability and security. This model is offered in a garage or house style.



**Cabin: Gambrel Cabin & A-Frame Cabin:** Whether it's relaxation, everyday storage or weekend adventure you seek, our cabins are a smart choice. 8' high sidewalls create lots of room, and charming details provide high style and comfort. For security, a steel door is standard. Available with optional porch.

**Small and Large Custom/Specialty Structures:** The ability to customize is something that sets us apart from our competition. If you see a feature that you like on a few different buildings, ask us to combine these to create a custom structure for you!



**Heritage:** Clean, classic lines with bold timber accents, the Heritage Garage is a perfect example of American heritage construction. With an attic truss and full loft, the Heritage garage has plenty of space for all the extra things that you want to store.

**Aspen:** Imagine yourself looking out across a beautiful lake setting or a majestic mountain vista. We love all these moments, and what better way to enjoy them than with an Aspen Cabin? With its one level floor plan and open spaces it feels open and airy. Big windows allow lots of natural light and views of the surrounding landscape.



**Mini Barn:** With a charming gambrel roof, the Mini Barn is an efficient storage solution with eye catching style. Our AOS Mini Barn is an attractive compact barn that fits into any backyard environment



# CUSTOM OPTIONS

## DOORS

**AMISH BUILT** - Most buildings available in our Amish Built Line featured in this brochure are available with many of the following options.



### Swinging door - vinyl sheds

56" x 6' .....	\$340
60" x 6' .....	\$340
72" x 6' .....	\$360
32" or 36" Entrance Doors .....	\$275



### Swinging door - painted wood

Single Door 32" or 36" .....	\$240
56" x 6' Double Doors .....	\$275
60" x 6' Double Doors .....	\$280
72" x 6' Double Doors .....	\$300
Transom Windows in Doors .....	\$102



### Metal roll-up door

5' x 6'4" .....	\$650
6' x 6'4" .....	\$700
7' x 7' .....	\$760
8' x 7' .....	\$790
9' x 7' .....	\$810



### Sectional door

8' x 7' Carriage Door .....	\$1,095
9' x 7' Carriage Door .....	\$1,170
8' x 7' Raised Panel/ Door .....	\$890
Windows on panel door add ..	\$180
Outside lock .....	\$72
Electric Opener w/ Remote .....	\$604



### Pre-hung French service door

72" French dr. full view .....	\$1,095
72" French dr. 1/2 Lite .....	\$1,035
36" Full View Door .....	\$595
6' Sliding Patio Door .....	\$1,145



### Pre-hung service door

(With 9-Lite Window)	
32" x 75" installed .....	\$423
36" x 77" installed .....	\$435
Solid Door, No Window .....	\$405



### Vintage Doors

36" .....	\$375
60" or 72" .....	\$650
Upgrade from DET Doors .....	\$200



### Duratemp elite doors

Single Door 34" Opening .....	\$280
Double Door .....	\$475
Upgrade DET Doors .....	\$175
Add 6" or 12" in height .....	\$100

Ask us about making your building **DELUXE!**

### The Deluxe Package Includes:

- Architectural Shingles
- Two Round-top Vents
- Deluxe Roof Line Trim
- Deluxe Door and Window Trim
- Duratemp Doors w/ Transom Windows



Deluxe Cottage Workshop



Deluxe Garage



# WINDOWS & WALLS



## Windows

Window 18" x 27" or 21" x 27" \$100  
 Window 24" x 36" ..... \$145  
 Window 30" x 36" ..... \$165  
 Ins. Single Hung 24" x 36 ..... \$285  
 Insulated Slider 48" x 36" ..... \$335



## Transom Windows

10" x 24" ..... \$90  
 10" x 72" ..... \$185  
 18" x 72" Transom ..... \$235



## Vintage Windows

28" x 36" ..... \$200

# MISC.



## Flower Box

Poly ..... \$60



## Weather Vane

Weather Vane ..... \$120 Ex. Lg. \$360

## Cupola

18x18" Poly ..... \$215  
 24" w/ Copper Roof ..... \$725



## RAMPS Pressure Treated

2'x5' Pro Series Only ..... \$140  
 3'x56", 60", 72" Attached ..... \$140  
 3' x 84" Attached ..... \$155  
 3'x96" Attached ..... \$170  
 3' x 108" Attached ..... \$185

## Other Popular Items

### Walls

16" O.C. Rafters ..... 3% to Base  
 1/2" Plywood Sheeting .... 3% to Base (walls)  
 1/2" Plywood Sheeting .... 3% to Base (roof)

### Floor

3/4" Treated Plywood (sanded) \$1.52/ sq. ft.  
 Sprayfoam Insulated Floor \$3.50 / sq. ft.

### Interior Lofts

Loft per square foot ..... \$3.75  
 15' wide loft-2x6 joist / sq. ft. \$4.50

### Interior Work Benches

6' Work bench ..... \$91  
 8' workbench ..... \$121  
 Shelf under bench ..... \$10.87 per ft.

### Painted Interior

Up to 200 sq. ft. .... \$660  
 Larger than 200 sq. ft. \$3.50/ sq. ft.



## Dormers

6' wide Dormer w/ 2 windows ... \$1,000  
 8' wide Dormer w/ 3 windows ... \$1,100



## Roof

30 yr. Arch Shingles sq. ft. floor ... \$0.60  
 Metal sq. ft. flr (Copper \$3.00) ..... \$2.60  
 Metal on Hip or Dormers ..... add \$300  
 Tar/Felt Paper #15 sq. ft. floor ..... \$0.30  
 Ice Guard sq. ft. .... \$0.75



## Skylights & Siding

Skylight ..... \$120  
 Full length Ridge Lite, (for metal roof only)  
 Full length only ..... \$17 per lineal ft  
 B&B Siding ..... 10% of Base  
 Alside Siding - not in stock or any color  
 marked premium 4% of retail, \$75 min.



## Ridge Vent

Ridge Vent per 4' section.... \$17.50  
 1/2 Round Top Vents - Pair ..... \$90  
 Gable Vents (Pair, Painted Only) ..... \$65



# PORCHES

Available on Cottage, Cape Cod, and Dutch Barn models



## Patio Porch

(includes vinyl railing, 9 Lite Door, 2 extra windows & poly decking)

8' wide .....	\$1,419
10' wide .....	\$1,479
12' wide .....	\$1,540
14' wide .....	\$1,691
16' wide .....	\$1,932



## 4x8 Corner Nook Porch


(includes vinyl railing, 9 Lite Door, & poly decking) ..... \$2,083



Our porches offer a shady space to relax and enjoy your structure!



# PAINT




BLACK



NAVY BLUE



WEDGEWOOD




SUPER WHITE



CLAY



DARK BROWN



AVOCADO GREEN



COASTAL SAGE



CAPE COD GRAY



STOLTZ ALMOND



GP CREAM



GRAY



TUSCAN CLAY



NAVAJO WHITE




CANYON DRIFT



KAUFFMAN GRAY



BURNISHED SLATE



MONTEREY SAND



RIEHL GREEN



JAMESTOWN RED

# STAIN OPTIONS

## CABIN SERIES




Barn Red



Cappucino



Cedar Naturaltone



Chocolate



Padre Brown



Pewter



Redwood Naturaltone



Russet



Slate

## PRE-BUILT



Golden Wheat  
180



Mahogany  
182



Barnwood Gray  
185



Chestnut Brown  
189





# VINYL OPTIONS

---



## PREMIUM VINYL



# METAL ROOF

---



# SHINGLES

---









# POLY FURNITURE

...discover outdoor living at its best.

## ECO-FRIENDLY

Poly is High Density Polyethylene (HDPE), a recyclable plastic derived from post-consumer waste such as milk and detergent bottles. This material is cleaned in a decontamination process to a purity level of over 99% HDPE, then compounded into solid board stock material. The resulting product contains over 90% recycled post consumer waste by weight.



## DURABLE

Exceptional resistance to moisture, fading, insects, splinting, warping and other hazards of environmental exposure common to wood or wood fiber composite products.

## ESSENTIALLY MAINTENANCE FREE

Requires no waterproofing, staining, or other similar recurring maintenance other than an occasional washing with soap and water



## UV STABILIZED COLOR

High color stability UV pigment systems which minimize material breakdown from prolonged sun and weather exposure

Many Furniture Options to Choose From! Call for Pricing





## DELIVERY OPTIONS

Yes, we can deliver your custom built shed, with very little to no impact on your property. Many of our structures are customized, constructed, and delivered. WE can get your shed, barn, or structure to the exact spot you want. Site prep varies depending on the exact location and landscape of your property. When you purchase your shed, we will work with you and give you instructions on the site prep to insure a seamless delivery with minimal disruption to your location. When it comes time to deliver the shed, depending on accessibility of the location, we choose one of three methods:

- **Trailer Delivery:** Most times a structure can be placed in the desired location right from a trailer - it's easier and much quicker than you could think!
- **Mule Delivery:** In the case the truck and trailer option cannot reach your desired location, we deliver your shed using the Mule Shed Delivery System, which is a forklift system and can access tight locations that other vehicles cannot. The tracks left are similar to those left by a large riding lawn mower.
- **Onsite Construction:** When a factory built building is not an option due to location or other obstacles, such as fenced yard or tight lot, we offer a full line of build-on-site structures. These buildings range from small storage sheds to garages, 2 story cabins and homes, barns, and more.



## OUR GUARANTEE

We aim to be the #1 supplier of high-quality outdoor structures in Michigan. Our sheds, barns, and buildings come in a wide variety of styles and materials so you can get not only the best product, but the best looking product. The Mid Valley Structures product line is growing each year to more than barns and storage sheds. We have the building or structure for almost every shopper and every budget.

Our goal is to offer high quality products, the best customer service and an exceptional buying experience. We want our customers to be happy with their purchase experience and their new structure or building for years to come. We have flexible buying options that cater to both purchasing buildings outright or using our affordable Rent to Own program with no credit check.

You can have peace of mind knowing that you will get a fair price with the best purchase experience possible when you buy your next building or structure from Mid Valley Structures.

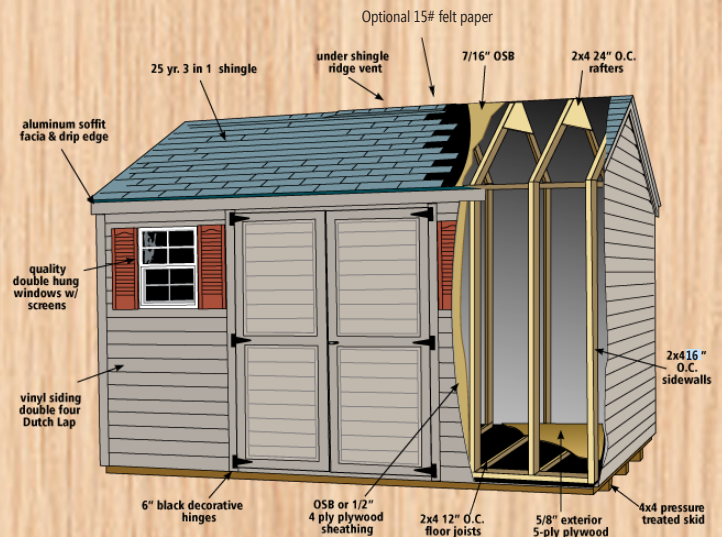
## DELIVERY PRICING

8', 10' & 12' Wide Buildings ..... \$299  
Minimum charge depending on mileage.

14' Wide Buildings ..... \$749  
Includes 1 escort and all transportation permits. Minimum charge depending on mileage.

16' Wide Buildings ..... \$1249  
Freight, includes 2 escorts and all transportation permits. Minimum charge depending on mileage.

NOTE: Delivery only applicable to Factory Built Structures.





# WE'VE GOT YOU COVERED

CHECK US OUT  
AT ONE OF OUR 6  
STATEWIDE  
LOCATIONS!

## WATERFORD

2300 EDINBURGH RD  
WATERFORD MI 48328  
(248) 742-1607

## BIRCH RUN

10252 E BIRCH RUN RD  
BIRCH RUN MI 48415  
(989) 480-0099

## MOUNT PLEASANT

5152 E PICKARD RD  
MOUNT PLEASANT MI  
48858  
(989) 772-0010

## LINWOOD

500 S HURON RD  
LINWOOD MI 48634  
(989) 322-4700

## HOUGHTON LAKE

9531 W LAKE CITY RD  
HOUGHTON LAKE MI  
48629  
(989) 302-4700

## GAYLORD

1484 S OTSEGO AVE  
GAYLORD MI 49735  
(989) 350-9552  
(989) 705-9333



**Mid Valley**  
STRUCTURES  
SHEDS. GARAGES. BARN & MORE

[WWW.MIDVALLEYSTRUCTURES.COM](http://WWW.MIDVALLEYSTRUCTURES.COM)  
[SALES@MIDVALLEYSTRUCTURES.COM](mailto:SALES@MIDVALLEYSTRUCTURES.COM)

