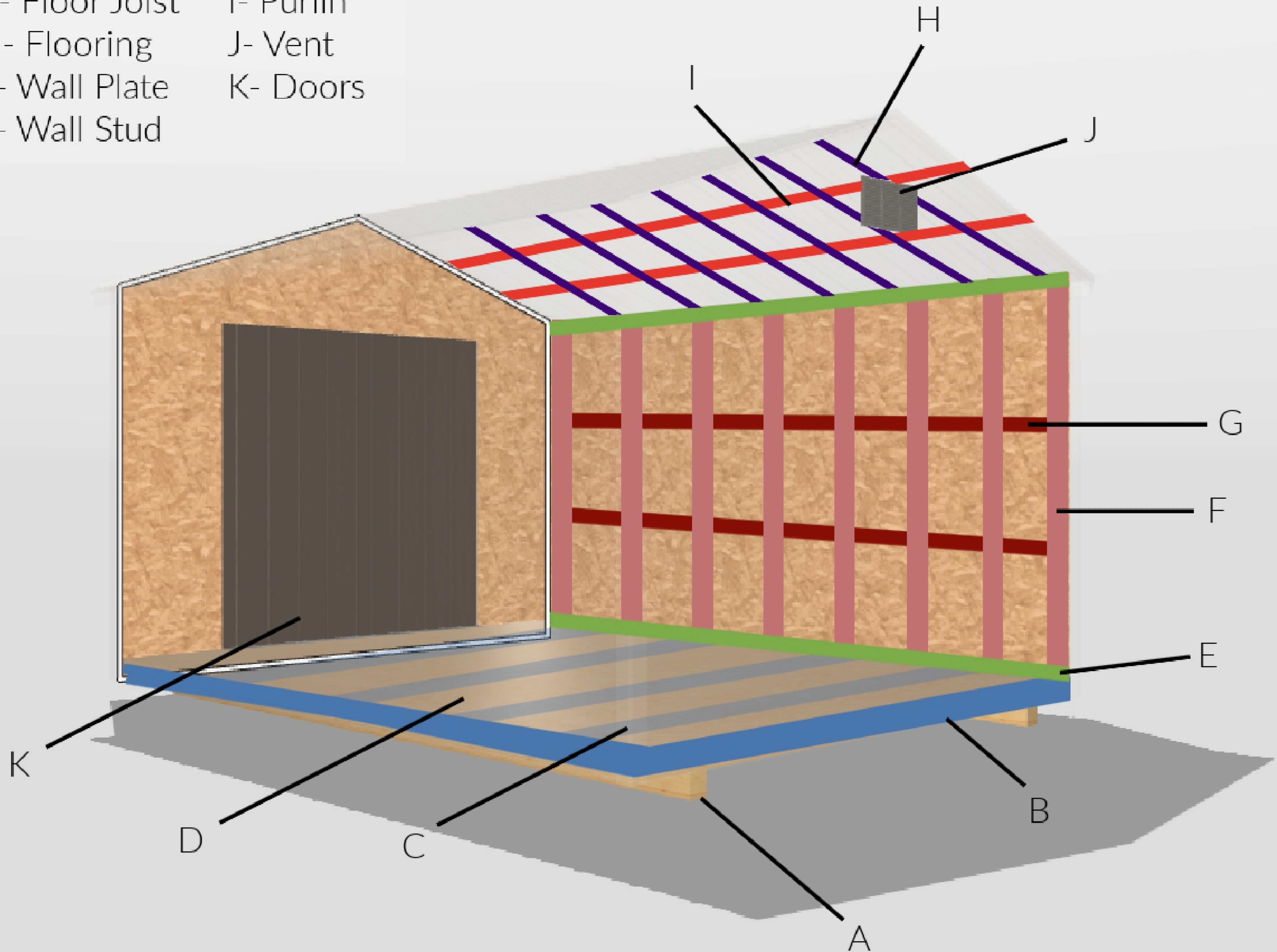


# Shedology 101

---

- |                |           |
|----------------|-----------|
| A- Runner      | G- Girt   |
| B- Rim Joist   | H- Rafter |
| C- Floor Joist | I- Purlin |
| D- Flooring    | J- Vent   |
| E- Wall Plate  | K- Doors  |
| F- Wall Stud   |           |



\*\*This diagram shows commonly referred to components and does not show all components that may make up a building. This is a generic diagram and it is important to remember all builders/brands construct their buildings differently. If you have a question regarding a particular component please reach out to your local sales rep, check out the models additional specifications on our website, or call us (270) 789 - 4236.



# Additional Specifications

## Superior - Cabin

---

Wall Specs	
Wall Height	8' Wall Height (Approx 92.5")
Stud Type	2"x4"
Stud Spacing	16" o.c
Siding	5/8" Premium Quality T-111 Siding
Trim	Treated Trim Board
Sheathing	None
Vents	(2) 8"x16" metal vents placed at each gabel & roof ridge vent.

Roof Specs	
Roof Pitch	4/12
Rafter Type	2"x4"
Rafter Spacing	16" o.c
Roof Type	Mac Metals - Mac Life (A) WeatherXL 29 Gauge or 3D Architectural Shingles
Sheathing	7/16" OSB

Floor Specs	
Joist Type	8' & 12' Wide - 2'x4' / 10' & 14' Wide -2'x6'
Joist Spacing	16" o.c
Flooring	3/4" Tongue & Groove "Advantech" or its equivalent
Runners	4"x6" Pressure Treated Runners, Notched
Runner #	8' & 10' Wide - 2 Runners / 12' & 14' Wide - 4 Runners



# Additional Specifications

## Superior - Cabin

---

Door Specs	
Standard Door	9-Lite (Half Glass) Entry Door
Door Opening	
Threshold	Heavy Duty Aluminum Diamond Plate

Standard Features	
(3) 2'x3' White Aluminum Gridded Windows	








## Cedar Naturaltone







## COLOR SELECTIONS



### MAC LIFE (A) - WEATHERXL® 29 GAUGE

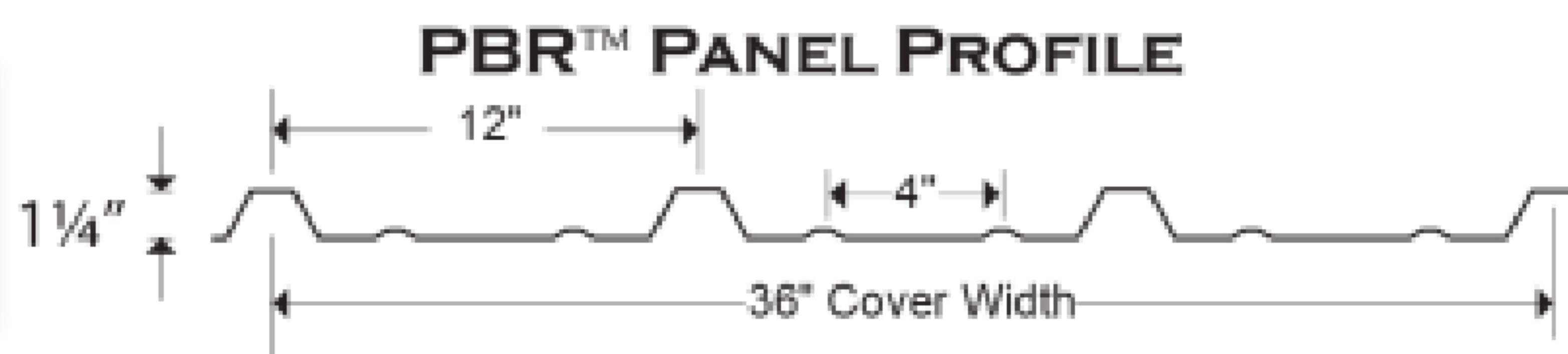
- ◆ Lifetime Paint Adhesion warranty
- ◆ 30 Year chalk / 30 year fade resistance
- ◆ 25 Year Galvalume® substrate warranty
- ◆ Residential Applications
- ◆ Increased Hail Resistance

### MAC 20 (B) - SUPER DYNAPON® 29 GAUGE

- ◆ 20 Year Paint Adhesion warranty
- ◆ 5 Year chalk / 5 year fade protection
- ◆ Galvalume substrate
- ◆ Agricultural Applications

### MAC 10 (C) - 29 GAUGE

- ◆ Most Economical Panel
- ◆ 10 Year Paint Adhesion warranty
- ◆ Agricultural & Interior Liner Panel Applications



### HI-RIB (D) - WEATHERXL® 26 GAUGE

- ◆ Lifetime Paint Adhesion warranty
- ◆ 30 Year chalk / 30 year fade resistance
- ◆ 25 Year Galvalume® substrate warranty
- ◆ Commercial & Interior Liner Panel Applications
- ◆ Increased Hail Resistance

Bright White A,B,C

Gray A,B,C,D

Charcoal A,B,C

Burnished Slate A,D

Brown A,B,C,D

Gallery Blue A

Blue A

Sapphire Blue PREMIUM A

Bright Red PREMIUM A

Copper Penny ELITE A

These colors are as representative of our paint as is technologically possible. For an exact match, please request a paint chip from your salesperson.

Premium & Elite color selections are subject to preferred pricing schedules.

A,B,C,D White

A,B,C,D Light Stone

A,B,C,D Clay

A,B,C,D Green

A Buckskin

A,B,C Tan

A Plum

A,B,C,D Red

A Dark Red

A,B,C,D Black

A,D Galvalume®