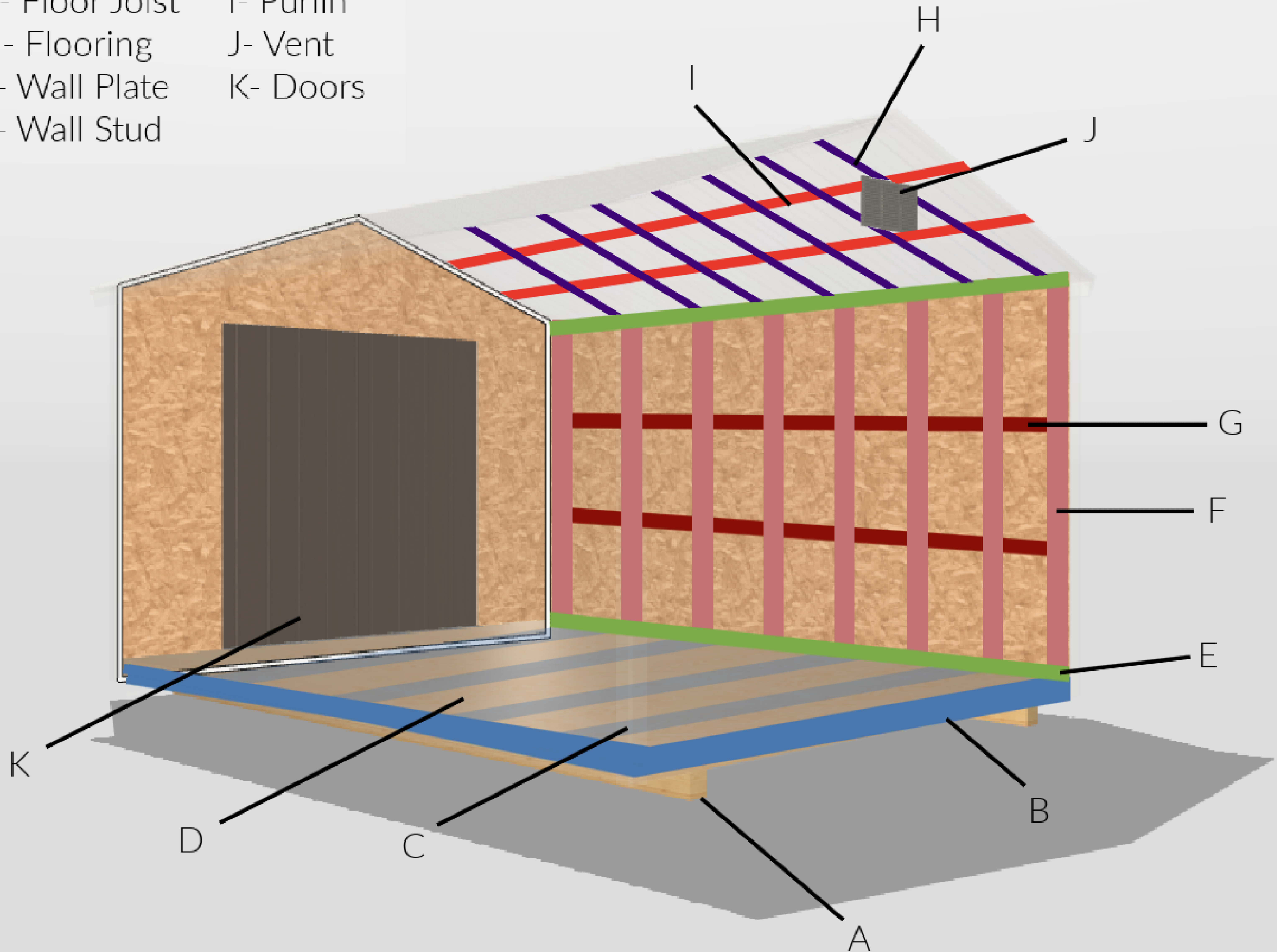


Shedology 101

- | | |
|----------------|-----------|
| A- Runner | G- Girt |
| B- Rim Joist | H- Rafter |
| C- Floor Joist | I- Purlin |
| D- Flooring | J- Vent |
| E- Wall Plate | K- Doors |
| F- Wall Stud | |



**This diagram shows commonly referred to components and does not show all components that may make up a building. This is a generic diagram and it is important to remember all builders/brands construct their buildings differently. If you have a question regarding a particular component please reach out to your local sales rep, check out the models additional specifications on our website, or call us (270) 789 - 4236.

Additional Specifications

Sloping Ridge - Metal Mid Loft Barn

Wall Specs	
Wall Height	5'
Stud Type	2" x 4"
Stud Spacing	24" o.c
Siding	Central States, 29 gauge Panel-Loc Plus metal
Trim	Central States, 29 gauge metal
Sheathing	None
Vents	Building is constructed to vent air through the eaves.

Roof Specs	
Roof Pitch	Gambrel Style
Rafter Type	2" x 4"
Rafter Spacing	48" o.c
Roof Type	Central States, 29 gauge Panel-Loc Plus metal
Sheathing	Single bubble insulation

Floor Specs	
Joist Type	2" x 4"
Joist Spacing	16" o.c
Flooring	5/8" LP ProStruct Tongue and Groove flooring with SmartFinish
Runners	4" x 6" Pressure treated runners, notched
Runner #	10' Wide - 2 runners 12' wide - 4 runners



Additional Specifications


Sloping Ridge - Metal Mid Loft Barn

Door Specs	
Standard Door	6' Double doors
Door Opening	Width - 70" Height - Approximately 79.5"
Threshold	Heavy duty aluminum diamond plate

Standard Features	
Rear loft is width of building x 4'.	



DO NOT USE THIS DIGITAL COLOR CHART FOR COLOR MATCHING.
This digital color chart is intended to be viewed on computer monitors to show a wide range of colors available. Colors will vary depending on your computer monitor and monitor settings. Please ask for a physical color chart to view colors, and a metal sample for color matching purposes.




Panel-Loc Plus™

Color Selection Tool



	PRIME CentralGuard
FADE PROTECTION	
Paint Warranty	LIFETIME
Paint Thickness	THICKER 1.0 mil
Fade Warranty	30-YEAR
Fade Protection	✓✓
RUST BLOCKING	
Advanced Rust Blocking	✓
Perforation Warranty	20-YEAR
Substrate Thickness	1.60 mil
Substrate Coating	Galvalume
DENT RESISTANCE	
Advanced Dent Resistance	✓
Steel Thickness	THICK
Steel Gauge	29 ga.



Forest



Hunter



Colony




Crimson



Rustic



Burgundy



Gallery



Ocean



Ivory



Light Stone



Desert



Taupe

