



Mid Valley
STRUCTURES
SHEDS. GARAGES. BARNs & MORE

WE'VE GOT YOU



covered



PURCHASE OR RENT TO OWN

WHY RENT TO OWN

Our Rent to Own program provides the solution to have your storage in your backyard for a similar price (per square foot) as that of renting at an off site storage unit.

You can forget about using out-of-the-way, inconvenient storage units with a never ending monthly charge. You can own your own shed in 24, 36, 48 and even 60 month plans, and you will NEVER make another payment to an off site storage company. This is in your back yard.

No Credit Check

You can have a convenient and appealing building, even with some credit issues.

Instant Approval

Apply online! Midvalleystructures.com

Pay with credit cards...

...for the deposit, initial payment, and each one after! You can purchase without cash in hand

Rent-to-own is a ONE MONTH agreement.

You are not bound to a long agreement and can terminate at any time without penalty and we will come pick up the building.

Early Purchase Option Discount

Paying early could save you up to 45% off the balance!

Offering the finest backyard and storage sheds & buildings in Michigan! 90 days - same as cash!



Online Ordering

Easy as 1-2-3, any day or time.

Visit midvalleystructures.com to start customizing your new building today!



3D CARPORT & METAL BUILDING DESIGNER

Our online 3D Carport and Metal Building Designer is the easiest way to design the metal structure that will fit your property best!



3D SHED BUILDER

Use our online 3D Shed Builder to design exactly the shed that you've been dreaming of!

BUILDERS SERIES

Specs

7/16" OSB Subsiding, Lifetime Vinyl Siding or Painted SmartSide®

Walls 2x4 Construction

Doors Painted or Vinyl Double Doors

Doors available on gable ends in Builders Series models

4x4 treated runners

2x4 treated floor joists on 16" centers

5/8" exterior sanded plywood

2"x4" floor joists, 12" centers is for 8' wide buildings only

1/2" exterior sanded plywood is for 8' wide buildings only

Roof Rafters 24" O.C., 7/16" OSB sheeting

IKO 25 year Asphalt 3 Tab shingles

Ridge vent in vinyl sided sheds

Featuring:

- Barn & Cottage Style
- Vinyl, Painted, or Steel siding, Shingle & Metal Roof
- Double Swinging Doors
- Optional Ramp & Loft available


Builders 10' Steel



Builders 10' Painted

Builders Cottage Painted

Builders 8' Vinyl



Size (Ft.)	Builders Series Painted 8'	Builders Series Vinyl 8'	Builders Series Steel 8'	Builders Series Vinyl 9'	Builders Series Steel 9'	Builders Series Painted 10'	Builders Series Steel 10'	Builders Series Cottage Painted	Builders Series Cottage Steel
8x8	\$2,211	\$2,384	\$2,470	\$2,982	\$2,824	**Standard 4' loft included at 70" clearance	**Standard 4' loft included at 70" clearance	**w/ Steel Roof	
8x10	\$2,428	\$2,620	\$2,662	\$3,132	\$3,048				
8x12	\$2,697	\$2,913	\$2,869	\$3,277	\$3,290				
8x14	\$2,856	\$3,088	\$3,097	\$3,457	\$3,556				
8x16	\$2,964	\$3,204	\$3,255	\$3,613	\$3,790				
10x10	\$2,856	\$3,088	\$3,179	\$3,412	\$3,401	\$3,370	\$3,533	\$3,476	\$3,798
10x12	\$2,953	\$3,193	\$3,462	\$3,547	\$3,666	\$3,558	\$3,819	\$3,732	\$4,109
10x14	\$3,169	\$3,427	\$3,774	\$3,826	\$3,932	\$3,866	\$4,132	\$4,076	\$4,447
10x16	\$3,285	\$3,554	\$4,116	\$3,973	\$4,198	\$4,102	\$4,474	\$4,401	\$5,172
12x12	\$3,333	\$3,606	\$4,198	\$3,743	\$4,463	\$3,795	\$4,153	\$4,044	\$4,950
12x14	\$3,619	\$3,916	\$4,463	\$4,072	\$4,825	\$4,102	\$4,446	\$4,339	\$5,243
12x16	\$3,906	\$4,228	\$4,729	\$4,400	\$4,994	\$4,415	\$4,737	\$4,651	\$5,534



HIGH BARN

Size (Ft.)	Vinyl	Painted	Steel Roof & Siding
8x8	\$3,826	\$3,246	\$3,826
8x10	\$4,051	\$3,465	\$4,051
8x12	\$4,298	\$3,703	\$4,298
8x14	\$4,512	\$3,910	\$4,512
8x16	\$4,744	\$4,135	\$4,744
10x10	\$4,400	\$3,758	\$4,400
10x12	\$4,613	\$3,962	\$4,613
10x14	\$4,925	\$4,250	\$4,925
10x16	\$5,167	\$4,493	\$5,167
10x18	\$5,443	\$4,767	\$5,443
10x20	\$5,718	\$5,032	\$5,718
12x12	\$4,827	\$4,168	\$4,827
12x14	\$5,238	\$4,549	\$5,238
12x16	\$5,650	\$4,934	\$5,650
12x18	\$6,025	\$5,290	\$6,025
12x20	\$6,389	\$5,632	\$6,389
12x24	\$7,114	\$6,316	\$7,114
12x28	\$7,729	\$6,893	\$7,729
12x32	\$8,653	\$7,722	\$8,653
12x36	\$9,538	\$8,556	\$9,538
14x20	\$7,221	\$6,155	\$7,221
14x24	\$8,218	\$7,118	\$8,218
14x28	\$9,063	\$7,828	\$9,063
14x32	\$9,940	\$8,626	\$9,940
14x36	\$10,852	\$9,456	\$10,852
14x40	\$11,757	\$10,343	\$11,757
16x24	\$9,351	\$8,479	\$9,351
16x28	\$10,513	\$9,383	\$10,513
16x32	\$11,412	\$10,245	\$11,412
16x36	\$12,670	\$11,376	\$12,670
16x40	\$14,090	\$12,454	\$14,090
16x44	\$15,145	\$13,366	\$15,145
16x48	\$16,448	\$14,554	\$16,448

Standard Features

- Painted, Vinyl or Steel Siding
- Double Doors Standard on Steel/Painted Shed
- Roll-up Doors Standard on Vinyl Shed 5/8" Plywood Floor
- 12" O.C. Treated Floor Joists
- 16" O.C. Wall Studs
- 6' Sidewall height



DUTCH BARN

Size (Ft.)	Vinyl	Painted	Steel Roof & Siding
8x8	\$3,942	\$3,403	\$3,942
8x10	\$4,157	\$3,599	\$4,157
8x12	\$4,437	\$3,881	\$4,437
8x14	\$4,688	\$4,124	\$4,688
8x16	\$4,932	\$4,360	\$4,932
10x10	\$4,520	\$3,920	\$4,520
10x12	\$4,768	\$4,158	\$4,768
10x14	\$5,111	\$4,491	\$5,111
10x16	\$5,388	\$4,767	\$5,388
10x18	\$5,713	\$5,080	\$5,713
10x20	\$6,032	\$5,384	\$6,032
12x12	\$4,998	\$4,281	\$4,998
12x14	\$5,438	\$4,693	\$5,438
12x16	\$5,882	\$5,108	\$5,882
12x18	\$6,287	\$5,509	\$6,287
12x20	\$6,927	\$6,091	\$6,927
12x24	\$7,722	\$6,846	\$7,722
12x28	\$8,479	\$7,550	\$8,479
12x32	\$9,137	\$8,142	\$9,137
12x36	\$9,796	\$8,775	\$9,796
14x20	\$7,514	\$6,530	\$7,514
14x24	\$8,586	\$7,503	\$8,586
14x28	\$9,497	\$8,331	\$9,497
14x32	\$10,465	\$9,210	\$10,465
14x36	\$11,462	\$10,117	\$11,462
14x40	\$12,428	\$10,994	\$12,428
16x24	\$10,060	\$9,146	\$10,060
16x28	\$11,223	\$10,049	\$11,223
16x32	\$12,122	\$10,890	\$12,122
16x36	\$13,380	\$12,054	\$13,380
16x40	\$14,803	\$13,099	\$14,803
16x44	\$15,854	\$14,069	\$15,854
16x48	\$17,161	\$15,253	\$17,161

Maximum storage with a timeless look! The Dutch Barn offers an attractive sloping roof while still maximizing the storage space. Use the Dutch Barn for more than just storage - choose upgrades and options to make it your own unique space that will complement your property!

Standard Features

- Painted, Vinyl or Steel Siding
- Double Doors Std
- 2 - 21x27 windows
- 12" O.C. Treated floor joists
- 16" O.C. wall studs
- 5/8" plywood floor
- 6'6" sidewall height

Ask us about making your building DELUXE!

The Deluxe Package Includes:

- Architectural Shingles
- Two Round-top Vents
- Deluxe Roof Line Trim
- Deluxe Door and Window Trim
- Three Color Combinations
- Duratemp Doors w/ Transom Windows



CARRIAGE HOUSE



CAPE COD

A shed that mixes some fun with purpose. Mix a little "New England" feel into your property with a Cape Cod. Like most of our structures, this multi purpose structure is easily used for whatever you want.

Size (Ft.)	Vinyl	Painted	Vinyl Deluxe	Painted Deluxe	Steel Roof & Siding
8x6	\$3,620	\$3,290	\$3,982	\$3,619	\$3,462
8x8	\$4,019	\$3,432	\$4,229	\$3,775	\$3,844
8x10	\$4,200	\$3,690	\$4,420	\$4,059	\$4,018
8x12	\$4,418	\$3,930	\$4,649	\$4,324	\$4,226
8x14	\$4,699	\$4,204	\$4,944	\$4,624	\$4,495
8x16	\$4,986	\$4,481	\$5,246	\$4,928	\$4,769
10x10	\$4,269	\$3,685	\$4,492	\$4,053	\$4,083
10x12	\$4,600	\$4,011	\$4,840	\$4,412	\$4,400
10x14	\$4,985	\$4,372	\$5,245	\$4,810	\$4,768
10x16	\$5,348	\$4,813	\$5,627	\$5,295	\$5,116
10x18	\$5,700	\$5,192	\$5,997	\$5,710	\$5,452
10x20	\$5,879	\$5,448	\$6,186	\$5,994	\$5,623
12x12	\$5,002	\$4,416	\$5,262	\$4,858	\$4,784
12x14	\$5,469	\$4,779	\$5,754	\$5,257	\$5,231
12x16	\$5,759	\$5,164	\$6,061	\$5,680	\$5,509
12x18	\$6,224	\$5,553	\$6,549	\$6,109	\$5,953
12x20	\$6,537	\$5,967	\$6,878	\$6,564	\$6,253
12x24	\$7,622	\$6,761	\$8,019	\$7,438	\$7,290
12x28	\$8,401	\$7,550	\$8,839	\$8,305	\$8,035
12x32	\$9,251	\$8,346	\$9,734	\$9,181	\$8,849

Standard Features

- 7' front wall, 6' back wall
- two 21" x 27" windows w/ screens & shutters
- (NOTE: 8' x 6' - 8' x 10' shed sizes only have one window)
- Double doors
- 5/8" Plywood Floor
- 12" O.C. Trtd Flr. Joists
- 16" O.C. Wall Studs
- Shingled Roof

Authentic design, modern components - the perfect addition to your property! The classic Carriage House has almost endless possibilities for both customization and functionality. It can make a great playhouse, she-shed, man cave, or even office.

Size (Ft.)	Vinyl	Painted	Vinyl Deluxe	Painted Deluxe	Steel Roof & siding
8x8	\$4,165	\$3,662	\$4,581	\$4,029	\$4,165
8x10	\$4,344	\$3,820	\$4,780	\$4,202	\$4,344
8x12	\$4,536	\$3,937	\$4,990	\$4,330	\$4,536
8x14	\$4,877	\$4,202	\$5,365	\$4,622	\$4,877
8x16	\$5,092	\$4,384	\$5,601	\$4,823	\$5,092
10x10	\$4,512	\$3,891	\$4,963	\$4,281	\$4,512
10x12	\$4,832	\$4,196	\$5,315	\$4,616	\$4,832
10x14	\$5,219	\$4,559	\$5,741	\$5,014	\$5,219
10x16	\$5,693	\$4,993	\$6,263	\$5,493	\$5,693
10x18	\$6,173	\$5,431	\$6,791	\$5,973	\$6,173
10x20	\$6,589	\$5,828	\$7,247	\$6,411	\$6,589
12x12	\$5,327	\$4,663	\$5,860	\$5,130	\$5,327
12x14	\$5,667	\$5,013	\$6,234	\$5,514	\$5,667
12x16	\$6,113	\$5,390	\$6,724	\$5,929	\$6,113
12x18	\$6,546	\$5,786	\$7,201	\$6,364	\$6,546
12x20	\$6,970	\$6,171	\$7,667	\$6,788	\$6,970
12x24	\$7,868	\$6,945	\$8,654	\$7,639	\$7,868
12x28	\$8,670	\$7,710	\$9,538	\$8,482	\$8,670
12x32	\$9,625	\$8,484	\$10,588	\$9,333	\$9,625
12x36	\$10,682	\$9,289	\$11,553	\$10,217	\$10,682

Standard Features

- One Double Door
- 7/12 Pitch Roof
- Two 21" x 27" single hung windows with screens & shutters
- 5/8" Plywood Floor
- 12" O.C. Treated Floor Joists
- 16" O.C. Wall Studs
- Shingled Roof
- 7' Sidewall



CHALET

Size	Vinyl	Painted	Vinyl Deluxe	Painted Deluxe
8x12	\$4,679	\$4,034	\$5,147	\$4,438
8x14	\$4,944	\$4,295	\$5,438	\$4,725
8x16	\$5,224	\$4,530	\$5,746	\$4,983
10x10	\$4,881	\$4,355	\$5,369	\$4,791
10x12	\$5,410	\$4,530	\$5,951	\$4,983
10x14	\$5,806	\$4,855	\$6,386	\$5,341
10x16	\$6,025	\$5,160	\$6,628	\$5,676
10x18	\$6,421	\$5,486	\$7,063	\$6,035
10x20	\$6,655	\$5,847	\$7,320	\$6,431
12x12	\$6,165	\$4,927	\$6,782	\$5,421
12x14	\$6,738	\$5,310	\$7,413	\$5,842
12x16	\$6,970	\$5,694	\$7,667	\$6,263
12x18	\$7,328	\$6,077	\$8,061	\$6,684
12x20	\$8,026	\$6,450	\$8,829	\$7,095
12x24	\$8,702	\$7,199	\$9,572	\$7,919
12x28	\$9,424	\$7,943	\$10,367	\$8,737
12x32	\$10,642	\$8,764	\$11,707	\$9,641
12x36	\$11,765	\$9,467	\$12,942	\$10,413

The Chalet offers a stylish dormer and steep roof pitch! From gardening to storing your off-road vehicle or even a charming child's playhouse, the Chalet will never look out of style.

Chalet Standard Features:

- 6'4" sidewalls
- One 32" entrance door
- Two 24"x36" windows with screens & shutters
- Double doors
- front dormer
- 5/8" Plywood floor
- 12" O.C. treated floor joists
- 16" O.C. wall studs
- shingled roof

Cottage Standard Features:

- 7'4" sidewalls
- Double doors
- 5/8" Plywood floor
- 12" O.C. treated floor joists
- 16" O.C. wall studs
- shingled roof



COTTAGE

Size (Ft.)	Vinyl	Painted	Vinyl Deluxe	Painted Deluxe	Steel Roof & Siding
8x8	\$3,927	\$3,343	\$4,319	\$3,677	\$3,927
8x10	\$4,083	\$3,494	\$4,491	\$3,843	\$4,083
8x12	\$4,200	\$3,607	\$4,621	\$3,967	\$4,200
8x14	\$4,465	\$3,865	\$4,912	\$4,252	\$4,465
8x16	\$4,649	\$4,042	\$5,114	\$4,446	\$4,649
10x10	\$4,153	\$3,562	\$4,568	\$3,919	\$4,153
10x12	\$4,459	\$3,860	\$4,905	\$4,245	\$4,459
10x14	\$4,822	\$4,210	\$5,305	\$4,631	\$4,822
10x16	\$5,260	\$4,634	\$5,786	\$5,097	\$5,260
10x18	\$5,700	\$5,060	\$6,270	\$5,566	\$5,700
10x20	\$6,131	\$5,475	\$6,745	\$6,023	\$6,131
12x12	\$5,006	\$4,285	\$5,507	\$4,713	\$5,006
12x14	\$5,607	\$4,625	\$6,168	\$5,088	\$5,607
12x16	\$6,020	\$4,988	\$6,622	\$5,486	\$6,020
12x18	\$6,513	\$5,375	\$7,165	\$5,913	\$6,513
12x20	\$6,999	\$5,747	\$7,698	\$6,321	\$6,999
12x24	\$8,016	\$6,497	\$8,817	\$7,147	\$8,016
12x28	\$9,022	\$5,976	\$9,924	\$7,964	\$9,022
12x32	\$10,030	\$7,996	\$11,032	\$8,796	\$10,030
12x36	\$10,703	\$8,775	\$11,773	\$9,653	\$10,703
14x20	\$7,639	\$6,322	\$8,403	\$6,955	\$7,639
14x24	\$8,698	\$6,797	\$9,568	\$7,476	\$8,698
14x28	\$9,895	\$8,064	\$10,884	\$8,871	\$9,895
14x32	\$10,994	\$8,932	\$12,093	\$9,825	\$10,994
14x36	\$12,089	\$9,567	\$13,298	\$10,524	\$12,089
14x40	\$13,287	\$10,678	\$14,616	\$11,746	\$13,287
16x24	\$9,871	\$8,833	\$10,858	\$9,716	\$9,871
16x28	\$10,870	\$9,727	\$11,957	\$10,699	\$10,870
16x32	\$11,757	\$10,622	\$12,933	\$11,685	\$11,757
16x36	\$13,023	\$11,642	\$14,325	\$12,806	\$13,023
16x40	\$14,197	\$12,701	\$15,617	\$13,971	\$14,197
16x44	\$15,381	\$13,670	\$16,919	\$15,037	\$15,381
16x48	\$16,662	\$14,855	\$18,329	\$16,340	\$16,662



HIP BARN

Size (Ft.)	Vinyl	Painted
8x8	\$4,292	\$3,866
8x10	\$4,532	\$4,080
8x12	\$4,801	\$4,320
8x14	\$5,072	\$4,563
8x16	\$5,361	\$4,821
10x10	\$5,010	\$4,507
10x12	\$5,250	\$4,724
10x14	\$5,689	\$5,116
10x16	\$5,983	\$5,378
10x18	\$6,275	\$5,639
10x20	\$6,620	\$5,947
12x12	\$5,466	\$4,915
12x14	\$6,090	\$5,472
12x16	\$6,587	\$5,918
12x18	\$7,205	\$6,469
12x20	\$7,742	\$6,950
12x24	\$8,740	\$7,843
12x28	\$9,683	\$8,685
12x32	\$10,936	\$9,805
12x36	\$12,092	\$10,837
14x20	\$8,551	\$7,673
14x24	\$9,714	\$8,713
14x28	\$10,658	\$9,556
14x32	\$11,671	\$10,462
14x36	\$12,808	\$11,479
14x40	\$14,050	\$12,589

Ask us about making your building DELUXE!

The Deluxe Package Includes:

- Architectural Shingles
- Two Round-top Vents
- Deluxe Roof Line Trim
- Deluxe Door and Window Trim
- Three Color Combinations
- Duratemp Doors w/ Transom Windows

Standard Features:

- Two small windows with screens and shutters
- Double swinging door
- 7'4" sidewalls
- 12" O.C. treated floor joists
- 16" O.C. wall studs



GARDEN STUDIO

Size (Ft.)	Retail
10x10	\$8,133
10x12	\$8,497
10x14	\$8,949
10x16	\$9,357
10x18	\$10,005
10x20	\$10,456
12x12	\$9,309
12x14	\$10,565
12x16	\$10,981
12x18	\$11,962
12x20	\$12,843
12x24	\$14,459
12x28	\$16,191
12x32	\$17,866
12x36	\$19,832

OPTIONS

- 36" Full View Door \$396
- Dormer 6' Wide \$945
- Cape Cod with 2 windows
- Dormer 8' Wide Cape Cod w/ 3 windows \$1,041
- Dormer 2' Wide \$656
- Window Dormer
- Windows 24x36 with Meritec Trim \$190
- Up to 12x16 Painted Interior \$567
- Larger than 12x16 Painted Interior \$757
- Cupola - 24" Copper \$757
- Concave Roof
- Weathervane - Rooster or Horse \$416

Standard Features

7/12 pitch roof with 84" side walls

Vinyl:

Choice of vertical board & batten VINYL siding with 6" wide Miratec baseboard and topboard or

Painted:

Duratemp painted siding with 6" wide Miratec baseboard and topboard

10" wide open overhang with Round cut Rafters, Steel Roof, and Vented Ridge

3-24"x36" Windows with Painted Trim NOTE: Sheds 20' and longer include 4 windows

Double doors of choice - [1] painted with 3rd color and 2 transom windows in top section

[2] fiberglass 6 panel slabs

[3] steel full view pre-hung

note: door can be located in sides or Gable End

2x4 rafters and sidewall studs 16" O.C.

1/2" 4 ply Plywood Sheeting



GARAGE

A garage is almost a necessity for any family today, and when you don't have one, or yours is just not large enough, what can you do? A garage from Mid Valley Structures is the affordable and attractive answer. Functional and constructed of the highest quality components and materials.

Size (Ft.)	Vinyl	Painted	Vinyl Deluxe	Painted Deluxe	Steel Roof & Siding
12x16	\$6,344	\$5,690	\$6,979	\$6,259	\$6,344
12x18	\$6,877	\$6,111	\$7,565	\$6,722	\$6,877
12x20	\$7,398	\$6,517	\$8,137	\$7,169	\$7,398
12x24	\$8,485	\$7,333	\$9,334	\$8,067	\$8,485
12x28	\$9,559	\$8,144	\$10,515	\$8,959	\$9,559
12x32	\$10,638	\$8,965	\$11,701	\$9,862	\$10,638
12x36	\$11,383	\$9,811	\$12,521	\$10,793	\$11,383
14x20	\$8,127	\$7,176	\$8,940	\$7,894	\$8,127
14x24	\$9,273	\$7,728	\$10,200	\$8,501	\$9,273
14x28	\$10,552	\$9,070	\$11,608	\$9,977	\$10,552
14x32	\$11,736	\$10,019	\$12,909	\$11,021	\$11,736
14x36	\$12,913	\$10,780	\$14,204	\$11,858	\$12,913
14x40	\$14,172	\$11,915	\$15,590	\$13,107	\$14,172
16x24	\$10,536	\$9,438	\$11,590	\$10,382	\$10,536
16x28	\$11,555	\$10,350	\$12,711	\$11,385	\$11,555
16x32	\$12,622	\$11,408	\$13,884	\$12,549	\$12,622
16x36	\$13,853	\$12,486	\$15,239	\$13,734	\$13,853
16x40	\$15,278	\$13,767	\$16,805	\$15,143	\$15,278
16x44	\$16,567	\$14,825	\$18,224	\$16,307	\$16,567
16x48	\$18,108	\$16,255	\$19,918	\$17,881	\$18,108

Standard features:

- 7'4" Sidewalls
- One 8' x 7' roll-up door
- Treated 3/4" plywood flooring
- Floor joist 12" O.C.



COTTAGE WORKSHOP

The Cottage Workshop is a versatile shed that can be customized to meet your exact needs - use it for storage, a workshop, or even an office. Always built with the highest quality materials and components.

Size (Ft.)	Vinyl	Painted	Vinyl Deluxe	Painted Deluxe	Steel Roof & Siding
8x8	\$3,445	\$2,808	\$3,790	\$3,089	\$3,445
8x10	\$3,629	\$3,178	\$3,991	\$3,495	\$3,629
8x12	\$3,780	\$3,438	\$4,158	\$3,782	\$3,780
8x14	\$3,974	\$3,639	\$4,372	\$4,004	\$3,974
8x16	\$4,129	\$3,818	\$4,541	\$4,200	\$4,129
10x10	\$3,814	\$3,483	\$4,195	\$3,830	\$3,814
10x12	\$4,228	\$3,818	\$4,651	\$4,200	\$4,228
10x14	\$4,462	\$4,101	\$4,908	\$4,511	\$4,462
10x16	\$4,672	\$4,328	\$5,139	\$4,760	\$4,672
10x18	\$5,113	\$4,574	\$5,625	\$5,032	\$5,113
10x20	\$5,553	\$4,944	\$6,109	\$5,438	\$5,553
12x12	\$4,448	\$4,001	\$4,892	\$4,401	\$4,448
12x14	\$5,031	\$4,544	\$5,533	\$4,998	\$5,031
12x16	\$5,447	\$4,942	\$5,992	\$5,437	\$5,447
12x18	\$5,935	\$5,400	\$6,529	\$5,940	\$5,935
12x20	\$6,421	\$5,838	\$7,063	\$6,422	\$6,421
12x24	\$7,417	\$6,672	\$8,159	\$7,338	\$7,417

Standard Features

- 6'6" Sidewall
- Double Doors
- Two 21" x 27" windows with screens & shutters
- 5/8" Plywood Floor
- 12" O.C. Treated Floor
- 16" O.C. Wall Studs
- Shingled Roof

Ask us about making your building DELUXE!

The Deluxe Package Includes:

- Architectural Shingles
- Two Round-top Vents
- Deluxe Roof Line Trim
- Deluxe Door and Window Trim
- Three Color Combinations
- Duratemp Doors w/ Transom Windows

CABIN SERIES

WOOD BUILDINGS

Standard Features

- Premium Knotty Pine Tongue & Groove Siding
- Two Coats of Stain
- Metal Roof
- Shingled Roof Available
- 4x4 Pressure Treated Skids
- Pressure Treated Floor Joistsw
- 3/4" Tongue & Groove Treated Plywood Floors
- 29 Gauge 40 Year Warranty on Metal Roof
- Wood entry door
- 2- 21x27 windows



Size (Ft.)	Price
8x10	\$4,094
8x12	\$4,542
8x14	\$4,990
8x16	\$5,438
10x10	\$4,640
10x12	\$5,116
10x14	\$5,606
10x16	\$6,089
10x18	\$6,565
10x20	\$7,041
10x22	\$7,531
12x12	\$5,732
12x14	\$6,236
12x16	\$6,782
12x18	\$7,286
12x20	\$7,832
12x22	\$8,343
12x24	\$8,875
12x26	\$9,365
12x28	\$9,911
12x30	\$10,422
12x32	\$10,940



The Mid Valley Cabin Series features a line of wood cabin style structures that can be customized to be used any way you wish. The rustic styling puts our Cabin Series in a class of its own. These quality buildings are delivered fully built. Browse a few of the styles we offer here, more options and styles are available on our website.

16' Wide Cabins Available, Call For Pricing!



Size (Ft.)	Price
12x34	\$11,458
12x36	\$11,990
12x38	\$12,501
14x16	\$7,818
14x18	\$8,420
14x20	\$9,036
14x22	\$9,582
14x24	\$10,485
14x26	\$10,821
14x28	\$11,437
14x30	\$12,025
14x32	\$12,641
14x34	\$13,236
14x36	\$13,838
14x38	\$14,440
14x40	\$15,042
14x42	\$15,651
14x44	\$16,246
14x46	\$16,848
14x48	\$17,450

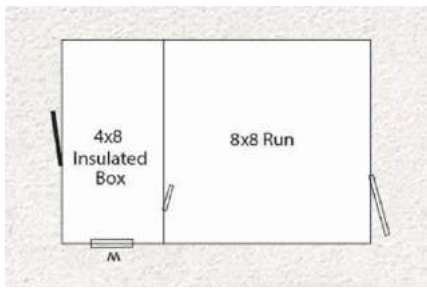


ANIMAL HOUSING

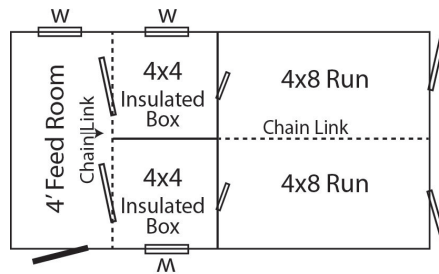
Your furry friends will love cozying up in their new kennel or coop every night! Even your pets can have a home away from home with our beautiful amish built dog kennels, chicken coops, and horse structures.




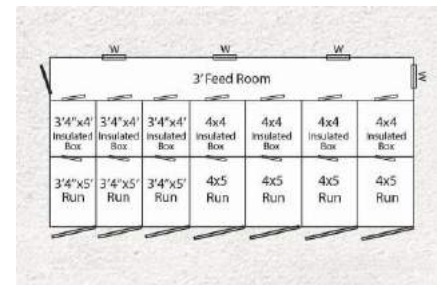
8x12 Kennel



8x16 Elite Double Kennel



12x26 Box Kennel



14x32 Box Kennel

Size (Ft.)	Retail
8x12	\$4,984
8x16	\$5,338
12x26	\$9,898
14x32	\$12,643

NEED MORE KENNEL? ADD ANOTHER 5' RUN FOR \$2,967!

Standard Features

- All gates included
- Insulated w/ painted OSB
- Duratemp siding
- Shingle or metal roof



Mid Valley
STRUCTURES
SHEDS. GARAGES. BARNs & MORE

HORSE STRUCTURES

Horse Structure Options

4' High center wall	\$302
4' or 6' Tack Room one door	\$1079
8' Tack Room double door	\$1639
Wrapped front	add 16%
1 10' Gate	\$259
6' sliders trolley & door	\$431
8' sliders trolley & door	\$561
10' sliders trolley & door	\$690
Dutch doors	\$431
Boxstall Bars per linear ft	\$33
Skylight per linear ft	\$7
Windows 24x26	\$138
Windows 21x27	\$86

Size (ft.)	Retail	Size (ft.)	Retail
8x8	\$1,973	12x32	\$8,018
8x10	\$2,328	12x36	\$8,973
8x12	\$2,802	14x20	\$5,948
8x14	\$3,213	14x24	\$6,615
8x16	\$3,418	14x28	\$7,362
10x10	\$2,827	14x30	\$8,202
10x12	\$3,307	14x32	\$9,141
10x14	\$3,700	14x36	\$10,191
10x16	\$4,028	14x40	\$11,369
10x18	\$4,099	16x24	\$6,755
10x20	\$4,559	16x28	\$7,818
10x24	\$5,227	16x30	\$8,880
12x12	\$3,288	16x32	\$9,943
12x16	\$4,412	16x36	\$11,315
12x20	\$5,381	16x40	\$12,511
12x24	\$6,300	16x44	\$13,662
12x28	\$6,548	16x48	\$14,725
12x30	\$7,539		



Tack room



Wrapped front w/ center wall



Open run

*Retail pricing is for std open run in

CHICKEN COOPS

Quaker Style

Size	# of Chickens	Nesting Boxes	Retail
6x6	10-12	4	\$2,546
6x8	12-16	5	\$3,069
6x10	16-20	7	\$3,710
8x10	20-26	9	\$4,156
8x12	26-32	11	\$4,478

Quaker Standard Features

- 2 - 18x23 windows
- Small run out door w/ ramp
- Std walk in door
- Choice of pine or Duratemp siding
- Choice of shingle or metal roof

A-Frame Style

Size	# of Chickens	Nesting Boxes	Retail
6x6	10-12	4	\$2,345
6x8	12-16	5	\$2,828
6x10	16-20	7	\$3,311
8x10	20-26	9	\$3,874
8x12	26-32	11	\$4,196

A-Frame Standard Features

- 2 - 21x27 windows
- Small run out door w/ ramp
- Std walk in door
- Choice of pine or Duratemp siding
- Choice of shingle or metal roof



A-Frame Coop



Quaker coop - painted



Quaker coop - pine siding

STEEL BUILDINGS

Many sizes and styles available!



Commercial Buildings



Agricultural Buildings



Sheds & Utility Buildings



Carports

**Our Steel Buildings
can be customized
for almost any use
you have!**



Garages



RV Covers

Available Steel Building Models:

- Regular Roof Steel Buildings
- A-Frame Steel Buildings
- Vertical Roof Buildings
- Special Purpose Buildings

Ask us about our Custom Steel Buildings and check out our online 3D Carport and Metal Building Designer!



Mid Valley
STRUCTURES
SHEDS. GARAGES. BARN & MORE

OUTDOOR LIVING

PERGOLAS

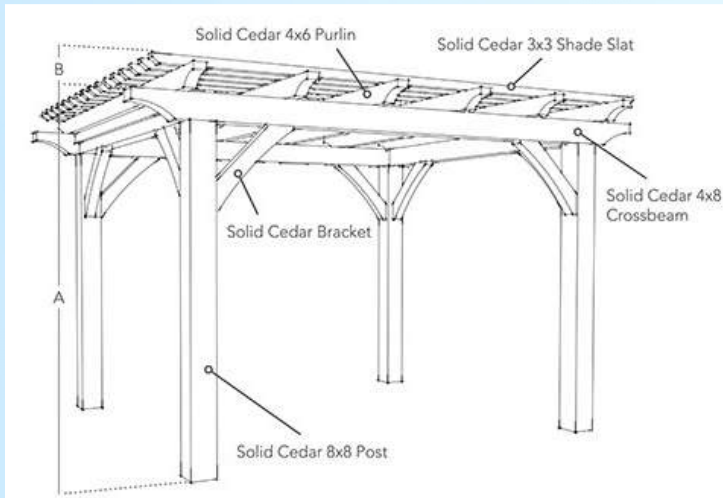
Available in Wood or Vinyl

The perfect addition to your property! A pergola is a romantic retreat in your own backyard. These structures go well pool side or with a patio or deck. Make it yours with all the custom options available, from color choices, post options, or electrical package.



Laredo:

Bold big timbers and elegant accents make the Laredo pergola a perfect addition to your outdoor living space. For extra wow factor, add it to a pavilion and create a dual zone outdoor entertainment area..



PAVILIONS

Timber Ridge: The Timber Ridge Pavilion is a beautifully constructed pavilion. Constructed of beautiful large timbers that are cut and shaped to the perfect size. These timbers are often paired with a durable, and nicely contrasting, metal roof. This structure is built of our finest materials and is meant to last for years to come.

Dublin: The Dublin Pavilions are a prime example of creating a luxuries outdoor space for you to relax in your backyard. The perfect addition to any outdoor space for time alone, or time with friends and family. Protect yourself from the elements while still enjoying the outdoors.

Bradford: The Bradford Pavilions epitomize what backyard living is at it's finest. Create a relaxing outdoor space for you to relax and restore your mind, right in your backyard. These pavilions are perfect for some time alone to rest and get away from it all, or as an outdoor space for the whole family to enjoy. Built with rough sawn solid timbers to give you years of service.



Timber Ridge



Timber Ridge



Dublin



Bradford

BUILT ON-SITE



Mini Barn: With a charming gambrel roof, the Mini Barn is an efficient storage solution with eye catching style. Our AOS Mini Barn is an attractive compact barn that fits into any backyard environment



Gable: The Gable has an appealing design that fits in well with any backyard layout. This well loved barn is great for storage, gardening, or workshop needs.

Gable Garage: From basic to breathtaking, we can build your fully customizable dream garage. A full 8' wall height provides plenty of space, for cars, trucks, boats or simply tons of gear.



Estate: The steeper roof pitch offers an elegant presence in your back yard! Standard features include craftsman style brackets, attractive frieze board and an additional man door. Use it for a gardening shed, craft area, or workshop - the possibilities are endless!



Sugarcreek: This quaint design is the perfect home for gardening supplies and virtually any hobby or storage need. This model includes both a 32" overhang and eye pleasing curved brackets for exceptional style

Studio: The Studio is a beautifully crafted structure that is perfect for a working studio/office or a modern take on a gardening shed. The striking design is also ideal as a pool house; adding something extra to any outdoor space. With clean lines and a modern roof, our Studio is the perfect space for your lifestyle needs.



Highland: With its porch and higher roof pitch, the Highland is a roomy choice for weekend getaways. Rustic pine timber frame styling puts this structure in a class by itself. An additional man door provides extra convenience.

Woodshed: Built for storing just about anything you can imagine, the Woodshed design offers plenty of space and easy access with its additional man door. A full-length 4' porch with solid wood posts adds a pleasing touch.



Craftsman: Offering lots of storage room and natural light, the Craftsman makes a great workshop or gardener's haven. The higher roof pitch and craftsman style brackets add elegance; the additional man door provides convenience. But it's the craftsman style dormer with transom that really raises this model above the ordinary.

Dutch Barn: Great as a workshop or storage structure for larger items due to its high sidewalls, our versatile Dutch Barn with a steel entry door offers a safe, comfortable environment. It features an eye-catching gambrel style roof, with lofts and lean-tos available to add style and functionality.



Timber Lodge: The stunning Timber Lodge features a 12 pitch roof, porch area with timber frame, a steel entry door, and (perhaps best of all) it can be customized with a variety of floor plans. Loaded with everything you need to relax in comfort and style, our Timber Lodge design is the perfect home away from home.

Willow Creek Garage & Cedar Brooke Home: The striking design of the Cedar Brooke with its higher pitch roof makes a powerful statement, especially when topped with a classy cupola. Add even more elegance with optional lean-tos and overhangs. Inside, there's loads of room to use for storage or living space. A steel door provides durability and security. This model is offered in a garage or house style.



Cabin: Gambrel Cabin & A-Frame Cabin: Whether it's relaxation, everyday storage or weekend adventure you seek, our cabins are a smart choice. 8' high sidewalls create lots of room, and charming details provide high style and comfort. For security, a steel door is standard. Available with optional porch.

Small and Large Custom/Specialty Structures: The ability to customize is something that sets us apart from our competition. If you see a feature that you like on a few different buildings, ask us to combine these to create a custom structure for you!



Heritage: Clean, classic lines with bold timber accents, the Heritage Garage is a perfect example of American heritage construction. With an attic truss and full loft, the Heritage garage has plenty of space for all the extra things that you want to store.

Aspen: Imagine yourself looking out across a beautiful lake setting or a majestic mountain vista. We love all these moments, and what better way to enjoy them than with an Aspen Cabin? With its one level floor plan and open spaces it feels open and airy. Big windows allow lots of natural light and views of the surrounding landscape.



Mid Valley
STRUCTURES
SHEDS . GARAGES . BARNs & MORE

CUSTOM OPTIONS

DOORS

Amish Built - Most buildings available in our Amish Built Line featured in this brochure are available with many of the following options.



Swinging door - vinyl sheds

56" x 6'	\$345
60" x 6'	\$345
72" x 6'	\$362
32" or 36" Entrance Doors	\$260



Swinging door - painted wood

Single Door 32" or 36"	\$236
56" x 6' Double Doors	\$266
60" x 6' Double Doors	\$284
72" x 6' Double Doors	\$302
Transom Windows in Doors	\$102



Metal roll-up door

5' x 6'4"	\$544
6' x 6'4"	\$592
7' x 7'	\$641
8' x 7'	\$665
9' x 7'	\$695



Sectional door

8' x 7' Carriage Door	\$1068
9' x 7' Carriage Door	\$1117
8' x 7' Raised Panel/ Door	\$874
Electric Opener w/ Remote	\$604



Pre-hung service door

72" Full View French Doors	\$1044
36" Full View Door	\$555



Pre-hung service door

(With 9-Lite Window)	
32" x 75" installed	\$423
36" x 77" installed	\$435
Solid Door, No Window	\$405



Vintage Doors

36"	\$392
60" or 72"	\$665



Duratemp elite doors

Single Door 36" Opening	\$302
Double Door	\$482

Other Popular Items

Walls

16" O.C. Rafters	3% to Base
1/2" Plywood Sheeting	3% to Base (walls)
1/2" Plywood Sheeting	3% to Base (roof)

Floor

3/4" Treated Plywood (sanded)	\$1.52/ sq. ft.
Sprayfoam Insulated Floor	\$3.32 / sq. ft.

Skylights

Skylight 21x32	\$121
Full Length Ridge Lite (for metal roof only) Min. 5' Long	\$20.53 per linear foot

Interior Lofts

Loft per square foot	\$3.26
15' wide loft-2x6 joist / sq. ft.	\$3.93

Interior Work Benches

6' Work bench	\$91
8' workbench	\$121
Shelf under bench	\$10.87 per ft.

Ramps

Attached 3'x Door width	\$121
Ramps over 6' wide	add \$40

ROOFS



Steel Roof (29 GA)

\$2.30 / Sq. Ft. (floor)



Shingle Roof

Architectural Shingles	\$.69 / Sq. Ft. (floor)
Steel Roof on Dormer	\$290
B&B Siding	10% of Base
Tar Paper	\$.35 / Sq. Ft.
Skirt package	\$5.75 / Ln. Foot



Vents

Ridge Vent	\$5.03 / foot
Round Top Vents - Pair	\$102
Gable Vents (Painted Only)	\$68



Mid Valley
STRUCTURES
SHEDS . GARAGES . BARNs & MORE

WINDOWS & WALLS



Windows
 Window 18" x 27" or 21" x 27" ... \$125
 Window 24" x 36" \$158
 Window 30" x 36" \$187
 Insulated Single Hung 24" x 36".. \$296
 Insulated Slider 48" x 36" \$332



Transom Windows
 10" x 72" \$206
 10" x 24" \$102
 18" x 72" Transom \$254



Vintage Windows
 28" x 36" \$175



Flower Box
 Poly \$61
Weather Vane
 Rooster, Horse, Eagle, or Sailboat \$121
Cupola
 18" Square \$242
 24" w/ Copper Roof \$695

PORCHES

Available on Cottage, Cape Cod, and Dutch Barn models



Patio Porch
 (includes vinyl railing, 9 Lite Door, 2 extra windows & poly decking)
 8' wide \$1,419
 10' wide \$1,479
 12' wide \$1,540
 14' wide \$1,691
 16' wide \$1,932



4x8 Corner Nook Porch
 (includes vinyl railing, 9 Lite Door, & poly decking) \$2,083

Ask us about making your building DELUXE!

The Deluxe Package Includes:

- Architectural Shingles
- Two Round-top Vents
- Deluxe Roof Line Trim
- Deluxe Door and Window Trim
- Three Color Combinations
- Duratemp Doors w/ Transom Windows



Deluxe Cottage Workshop



Deluxe Garage

POLY FURNITURE

...discover outdoor living at its best.

ECO-FRIENDLY

Poly is High Density Polyethylene (HDPE), a recyclable plastic derived from post-consumer waste such as milk and detergent bottles. This material is cleaned in a decontamination process to a purity level of over 99% HDPE, then compounded into solid board stock material. The resulting product contains over 90% recycled post consumer waste by weight.



DURABLE

Exceptional resistance to moisture, fading, insects, splinting, warping and other hazards of environmental exposure common to wood or wood fiber composite products.

ESSENTIALLY MAINTENANCE FREE

Requires no waterproofing, staining, or other similar recurring maintenance other than an occasional washing with soap and water



UV STABILIZED COLOR

High color stability UV pigment systems which minimize material breakdown from prolonged sun and weather exposure

Many Furniture Options to Choose From! Call for Pricing



DELIVERY OPTIONS

Yes, we can deliver your custom built shed, with very little to no impact on your property. Many of our structures are customized, constructed, and delivered. WE can get your shed, barn, or structure to the exact spot you want. Site prep varies depending on the exact location and landscape of your property. When you purchase your shed, we will work with you and give you instructions on the site prep to insure a seamless delivery with minimal disruption to your location. When it comes time to deliver the shed, depending on accessibility of the location, we choose one of three methods:

- **Trailer Delivery:** Most times a structure can be placed in the desired location right from a trailer - it's easier and much quicker than you could think!
- **Mule Delivery:** In the case the truck and trailer option cannot reach your desired location, we deliver your shed using the Mule Shed Delivery System, which is a forklift system and can access tight locations that other vehicles cannot. The tracks left are similar to those left by a large riding lawn mower.
- **Onsite Construction:** When a factory built building is not an option due to location or other obstacles, such as fenced yard or tight lot, we offer a full line of build-on-site structures. These buildings range from small storage sheds to garages, 2 story cabins and homes, barns, and more.



OUR GUARANTEE

We aim to be the #1 supplier of high-quality outdoor structures in Michigan. Our sheds, barns, and buildings come in a wide variety of styles and materials so you can get not only the best product, but the best looking product. The Mid Valley Structures product line is growing each year to more than barns and storage sheds. We have the building or structure for almost every shopper and every budget.

Our goal is to offer high quality products, the best customer service and an exceptional buying experience. We want our customers to be happy with their purchase experience and their new structure or building for years to come. We have flexible buying options that cater to both purchasing buildings outright or using our affordable Rent to Own program with no credit check.

You can have peace of mind knowing that you will get a fair price with the best purchase experience possible when you buy your next building or structure from Mid Valley Structures.

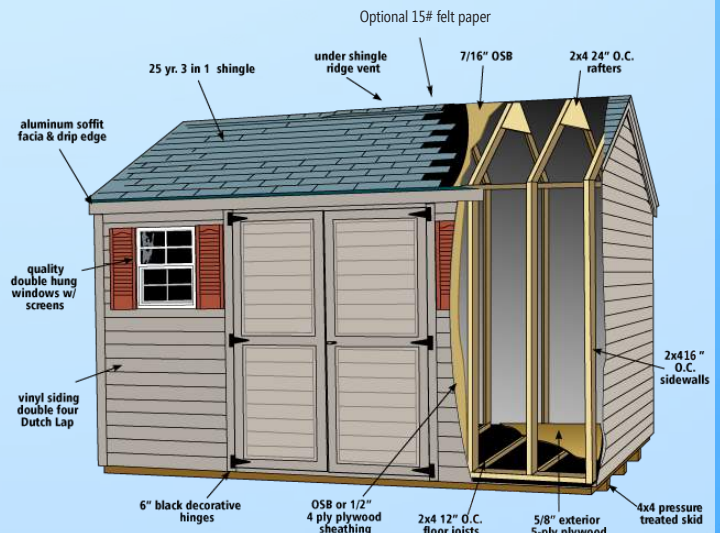
DELIVERY PRICING

8', 10' & 12' Wide Buildings \$199
Minimum charge depending on mileage.

14' Wide Buildings \$599
Includes 1 escort and all transportation permits. Minimum charge depending on mileage.

16' Wide Buildings \$949
Freight, includes 2 escorts and all transportation permits. Minimum charge depending on mileage.

NOTE: Delivery only applicable to Factory Built Structures.





Mid Valley
STRUCTURES
SHEDS. GARAGES. BARNs & MORE

**WE'VE
GOT
YOU**
covered



**CHECK US OUT
AT ONE OF OUR 6
STATEWIDE
LOCATIONS!**

WATERFORD

2300 EDINBURGH RD
WATERFORD MI 48328
(248) 742-1607

BIRCH RUN

10252 E BIRCH RUN RD
BIRCH RUN MI 48415
(989) 480-0099

MOUNT PLEASANT

5152 E PICKARD RD
MOUNT PLEASANT MI
48858
(989) 772-0010

LINWOOD

500 S HURON RD
LINWOOD MI 48634
(989) 322-4700

HOUGHTON LAKE

9531 W LAKE CITY RD
HOUGHTON LAKE MI
48629
(989) 302-4700

GAYLORD

1484 S OTSEGO AVE
GAYLORD MI 49735
(989) 350-9552
(989) 705-9333

WWW.MIDVALLEYSTRUCTURES.COM
EMAIL SALES@MIDVALLEYSTRUCTURES.COM